

City of The Dalles, Oregon

Fiscal Year 2010-11

Adopted Budget



Brewery Grade Roundabout – 2010
(as of 06/18/10)

CITY OF THE DALLES

ADOPTED BUDGET

Fiscal Year 2010 – 2011

City of The Dalles Budget Committee

CITY COUNCIL

Brian Ahier
Bill Dick
Tim McGlothlin
Dan Spatz
Carolyn Wood

LAY MEMBERS

Barry Abrams
Chuck Covert
Martin Fiegenbaum
Gary Grossman
Linda Quackenbush

Presented By:

Nolan K. Young, City Manager/Budget Officer

Jim Wilcox, Mayor

DEPARTMENT MANAGERS

City Clerk/General Services Director	Julie Krueger, MMC
City Attorney	Gene E. Parker
Finance Director	Kate Mast
Community Development Director	Dan Durow
Police Chief	Jay Waterbury
Library Director	Sheila Dooley
Public Works Director	Dave Anderson

**CITY OF THE DALLES
FY10/11 ADOPTED BUDGET**

TABLE OF CONTENTS

BUDGET MESSAGE I
CITY COUNCIL 2010 – 2011 GOALS VII
CITY ORGANIZATIONAL FLOW CHART.....XII

BUDGET SUMMARY

OVERVIEW SUMMARY OF ALL FUNDS..... 1

GENERAL FUND (001)

- General Fund Summary 2
- Revenues..... 3
- City Council..... 6
- City Clerk 9
- City Manager 11
- Legal and Judicial 13
- Finance and Utility Billing 16
- Personnel 19
- Community Development..... 20
- Police 23
- Technology 25
- City Hall and Transportation Center..... 26
- Code Enforcement 29
- Other Financing Uses 31

LIBRARY FUND (004) 33

PUBLIC WORKS..... 38

- Public Works Summary 48

STREET FUNDS..... 49

- Summary..... 52
- Street Fund (005)..... 53
- Public Works Reserve Fund (009)..... 55
- Street & Bridge Replacement (013) 55

WATER FUND (051)..... 56

- Summary..... 59
- Revenues..... 60
- Water Treatment Department 60
- Water Distribution Department 62
- Water Capital Reserve Fund (053) 64

WASTEWATER FUND 65

- Summary..... 69
- Wastewater Fund (055)..... 70
- Sewer Special Reserve Fund (056)..... 72
- Sewer Plant Construction Fund (057)..... 73

AIRPORT FUND	74
Summary.....	75
Airport Fund (061).....	76
CAPITAL IMPROVEMENT FUNDS	77
Summary.....	77
Special Assessment Fund (036).....	78
Capital Projects Fund (037).....	80
SPECIAL REVENUE FUNDS	83
Summary.....	83
Unemployment Reserve Fund (010).....	84
Community Benevolence Fund (011).....	84
Special Grants Fund (018).....	85
State Office Building Fund (021).....	88
DEBT SERVICE FUNDS	90
Summary.....	91
Airport Debt Service Fund (062).....	92
Water Revenue Bond Fund (041).....	92
FFCO 2008 Bond Fund (043).....	93
2009 FFCO Bond Fund (044).....	93
Wastewater Facility Revenue Bond Fund (058).....	94
Police Facility Revenue Bond Fund (045).....	94
APPENDICES	
Summary of Property Tax Levies for FY08/09	(Appendix A) 95
Detail of Administrative Transfers	(Appendix B)..... 96
Detail of Interfund Transfers	(Appendix C)..... 97
Fund Wages	(Appendix D) 98

**City of The Dalles, Oregon
Fiscal Year 2010-11 Budget**

**FISCAL YEAR 2010-11
BUDGET MESSAGE**

The format of this budget document follows the pattern of previous years. We acknowledge the work of our Finance Director Kate Mast, other Finance Department employees, and all of the Department Managers and their associated personnel who were involved in assembling this document.

The Budget Message begins with the section summarizing issues that affect the entire budget. The three areas that we touch on in Section I are:

1. Fiscal policies involved in the preparation of the budget
2. Council goals as related to the budget
3. Personnel issues

The next section looks at the major aspects of the General Fund. The final two sections will look at major points of Public Works and other Funds. There are narratives at the beginning of each department budget that provide further information. We also have sent or will send the Budget Committee several Budget Issue Papers (BIP) that further clarify specific issues. We will reference these papers throughout the budget.

SECTION I. CITY WIDE BUDGET ISSUES

- A. Proposed Fiscal Policies:** Major fiscal policies reflect the Council's goal of maintaining fiscal stability of the City and enhancing coordination and communication with other local agencies. The Budget Committee needs to look at each of these areas and determine if this is the direction they wish to have the City proceed. Following is a list of the policies used to prepare the proposed budget.
- Maintain Unappropriated Ending General Fund Balance (BIP 10-004) to equal four months of net operating expenses for the General Operating Fund
 - Adequate overtime to allow for two police officers on duty at all times
 - Maintain General Fund Contingency at least at 10% (BIP 10-004)
 - Five year Capital Improvement Plans in the General, Street, Water and Wastewater/Storm Sewer Funds (BIP 10-008 and 10-009)
 - Maintain partnerships with Wasco County (BIP 10-006)
 - In-house engineering services for construction projects unless specialized engineering is needed
 - Emphasis on maintenance and capital improvements that enhance current assets and Public Works infrastructure
 - Administrative transfers used only as charges for services provided by receiving fund (BIP 10-007)

- Budget for IT Services, hardware and software in the Technology Department
- Continue Animal Control Program (BIP 10-019)
- Public Works capital projects that involve construction contracts are to be budgeted in Public Works Capital Funds

B. City Council Goals: Following the Budget Message is a list of the City Council’s current goals and Tier I objectives, as of February 2010. The Council has adopted six general goals. City staff has identified 75 objectives to achieve these goals. These objectives are assigned to three tiers.

Tier I: Top priorities to be significantly completed by June, 2010 (48)

Tier II: Other priorities to be pursued in Fiscal Year 2009-10 as time, resources and opportunities permit (17)

Tier III: Long term objectives, within five years (10)

The completion of seven of the Tier I objectives requires specific budgeted funds in the budget proposed as identified by a *. Eight other Tier I objectives require Urban Renewal financing as identified by a **. The remaining objectives require staff and Council time.

C. Personnel Cost: For compensation purposes, the City has four categories of employees as listed below, with proposed salary adjustments. The Union salaries are set. The City Council is still working on approval for the other two groups. We plan a continuation of an 85% pick up of the dependent’s share of the health insurance premiums for all regular and union employees. We have budgeted a 15% increase in health insurance premiums.

1. Exempt Employees. The Council will be considering a proposed 3.0% salary increase for this group on April 26th.
2. SEIU Represented General Employees. This union includes Public Works, clerical, and Library positions. This is the final year of a three-year contract. They are scheduled to receive a 3.2% COLA on July 1, 2010.
3. Police Union Employees. This group’s three-year contract is also in its final year. They will receive a 3.5% salary increase July 1, 2010.
4. Contract Employees. The City has two full time contract employees: City Attorney and City Manager, any salary adjustment will be considered at annual evaluations in May.

SECTION II.

GENERAL FUND

A. General Fund Resources: General Fund budgeted resources have increased \$384,079 (5.3%) to the level of \$7,579,545. The beginning fund balance of \$1,763,374 is an increase of 26.7% (\$371,412). New revenue (\$4,853,512), excluding Beginning Balance and Transfers In, has increased by \$35,365 (about 1%) as identified below, down from the 3.5% increase last year.

1. Property Taxes. We have budgeted for a 3.1% increase in assessed value with a 93% collection rate in FY 2010-11. This reflects an increase of \$86,941 over the budget last year. Property taxes are 38.7% of General Fund Revenues.
2. Transient Room Tax. We are projecting a 6.7% decrease (\$37,250). In prior years this revenue had been increasing.
3. Franchise Fees: This area has shown a 6% increase.
4. Court Fines: We expect a 2.5% decrease in this source.

B. Expenditures: \$95,308 of the increase in resources this fiscal year is being placed in contingency and unappropriated balance (BIP 10-001). Contingency includes \$90,671 for future capital purchases in the General Fund.

We are a little concerned that \$58,658 of the General Fund Revenues are being financed with non-recurring revenues (BIP 10-010). The following chart summarizes the General Fund budget difference by category. BIP 10-003 summarizes the differences by department.

	Current FY 09/10	FY 10/11 Request	Difference	% Difference
General Fund Totals	7,195,446	7,579,545	384,099	5.3%
Personnel Services	3,915,024	4,055,032	140,008	3.6%
Material & Services	1,331,069	1,412,969	81,900	6.2%
Capital Outlay	59,500	140,800	81,300	136.6%
Charges for Services	313,175	320,030	6,855	2.2%
Operating Transfers Out	119,173	108,231	(10,942)	-9.2%
Contribution to Agencies	128,838	120,245	(8,593)	-6.7%
Contingency/Unappropriated	1,328,667	1,422,238	93,571	7.0%

The increase in Materials and Services can be attributed to items covered below. Department managers did a great job holding to the line on other Materials and Services this year. The following is a look at departments that have significant change for the proposed budget.

1. City Council. This Department's contractual services have decreased \$8,000 because of a one-time event last year. This is the line item where the City budgets several programs where we are involved with other community partners. Labor Negotiation is up \$15,000 because we have two contracts to negotiate.
2. City Manager's Office. \$15,500 has been budgeted for a four month summer Administrative Intern. This year's projects will include an analysis of the delayed annexations for the Spring of 2011 and 2012, and pursuit of grant funds for City projects (BIP 10-022).
3. Finance Department. A reorganization of the Finance department (BIP 10-013) has resulted in one less employee and a savings of around \$43,000.

4. Community Development Department. \$19,000 has been budgeted to share a RARE planner with the Port of The Dalles (BIP 10-011). \$20,000 is also proposed for the Comp Plan / UGB Consultant to assist with needed activities outside of the scope of the \$160,000 LCDC Grant project in the Special Grants Fund.
5. Police Department. In this budget, we are budgeting to bringing the number of sworn officers up because of pending annexations. This is in response to recent and delayed annexations and a commitment to eventually add four new officers when annexation is complete. We have added two so far. The property tax revenue to add officers will not be available until FY11/12. Because of the savings in Finance personnel, we intend to add one officer in January 2011 (BIP 10-012). We are budgeting \$84,00 in Police Department Capital for the purchase of two marked police cars and one new marked car for the new patrol officer (see Capital Improvement Plan BIP 10-008). We have had to increase the overtime budget by \$11,000 (11%) to meet our desire to have two police officers on patrol at all times. Our share of the 911 Center has increased by \$53,319.
6. Technology. Our contract with Region 9 ESD has increased \$16,834 because of a change in how we receive services. We used to have more than one technician assisting us. Now we have a single senior (more expensive) tech working full time for us. We believe it is worth the additional cost.
7. City Hall. The part-time Maintenance Worker is being transitioned to full-time (BIP 10-014). This will allow us to more effectively handle General Fund building maintenance.
8. Animal Control. The County Animal Control Department is in a financial crisis (BIP 10-020). Our 72% of the current proposed Wasco County Animal Control budget is \$76,656. We have budgeted \$100,000 in hopes the County will find additional match money resources to address this need.
9. General Fund Contingency. The Contingency is being maintained at the 10% requirement plus about \$90,671 reserve for capital items next year. (BIP 10-004)
10. Unappropriated Ending Balance. The Unappropriated Ending Balance has increased to reflect increased expenditures (BIP 10-004).

SECTION III.

PUBLIC WORKS OPERATIONS

- A. **Public Works Reserve Funds**: For the past few years, we have used the three reserve funds associated with each of the Public Works operating funds to budget all capital projects, which are being done by outside contracts and as reserves for future projects. The operating funds and their reserve funds are as follows:
 1. Street Fund (#05) - Street and Bridge Replacement Fund (#13)
 2. Water Fund (#51) - Water Capital Reserve Fund (#53)
 3. Wastewater Fund (#55) - Sewer Special Reserve Fund (#56) – Sewer Plant Construction Fund (#57)
- B. **Street Fund**: As predicted in last year's budget, the Street Fund is financially challenged this year (BIP 10-17). We were initially about \$100,000 in the red in the Street Fund. We made some adjustments described in the BIP to balance the budget. The proposed Street Fund budget shows an 8.7% decrease.

- C. **Street and Bridge Replacement Fund:** \$797,631 is budgeted for current and future projects (BIP 10-009), including West 10th Street widening and West 6th Street inlay in 2010, and the 19th Street extension in 2011.
- D. **Public Works Reserve Fund:** (\$178,420) This is for purchase of Public Works equipment. Included this year are three items: replacement of a pickup and rodder truck, and the lease purchase of the Asphalt zipper for the next five years.
- E. **Water Fund:** We have budgeted a 10% water rate increase to be effective September 1, 2010. This is the last year of four annual 10% rate increases. 6% and 4% increases are planned for the following years. Because we have not raised the needed funds, we may need to extend the 10% increases for another couple of years.
- F. **Water Capital Reserve Fund:** A \$7.95 million bond was issued in January 2007 to fund the adopted Water Capital Improvement Plan along with existing capital reserves and Water SDCs. We are budgeting monies in this fund for completion of specific water projects (BIP 09-009 and 09-019). \$565,605 is to help with debt payments for the revenue bond. \$400,000 is placed in a rate stabilization line item to assure that each year our revenue minus operating expense is 125% of our debt requirements.
- G. **Wastewater/Storm Sewer:** To finance the construction of treatment plant improvements, the City issued a \$7 million revenue bond in FY 2002-03. A ten-year sewer rate plan was adopted. This year rates will increase by 9%. These additional funds are to finance the debt payment, a 4% increase in maintenance and operation costs due to inflation, and fund construction of treatment plant and major collection line repairs (BIP 09-018).
- H. **Sewer Treatment Plant Construction:** This fund included \$950,740 in new money and \$1,629,905 in reserve money previously set aside each year for Master Plan capital improvements (BIP 09-018).

SECTION IV.

OTHER FUNDS

- A. **Library:** This year the Library will be totally dependant for operating funds on the new Library District.
- B. **Capital Projects Fund:** This fund will be receiving approximately \$97,000 per year because of the increased revenue available from the new lease with the State for the State Office Building. \$15,150 will be used to pay off the 10-year loan from The Port of The Dalles for the Airport Well. The remaining approximately \$82,000 is available for projects at the discretion of the City. We also have \$155,554 left over from the City Hall remodel and other projects that are discretionary . We have budgeted the following projects in this fund;
 1. City Hall paint and seal of roof seismic upgrades (\$5,000).
 2. City Hall window rehab / replacement (\$20,000).
 3. Reserve for future potential in upgrade of basement (\$196,213).
 4. 2nd Street Breezeway roof (\$16,000).

5. 2nd Street Breezeway water and sewer repairs (\$4,500).

We also have \$232,205 in bond proceeds for the East Port LID. We plan on using funds for the proposed 14th Street / Thompson Street LID, and we will transfer up to \$790,983 from the Special Assessment Fund when we are ready to do that project.

C. Special Grants Fund: The Special Grants Fund includes projects:

Mid-Columbia Housing - CDBG (\$48,000).

UGB/NSA Boundary amendment - LCDC Grant (\$160,000).

Thompson Park Skate Park (\$100,000).

Marine Terminal / Festival Area (\$5,286,766).

Flour Mill (\$200,000).

Washington Street/Tunnel/Dock project (\$4,887,106).

3rd Street Streetscape (\$2,750,000).

SECTION V.

SUMMARY

We feel that the following budget fairly represents the financial condition of the City. With the exception of the Street Fund, we feel the City is in solid financial condition. During the budget process we encourage the Budget Committee to ask questions for clarification and to identify any shifts in emphasis that they think should be made in the City's financial plan for the upcoming fiscal year.

Nolan K. Young, City Manager/Budget Officer

2010-11 CITY COUNCIL GOALS
(With All Objectives)

GOAL 1. Provide Public Works infrastructure that will ensure safe and well maintained streets and reliable utility systems for the citizens of The Dalles.

OBJECTIVES

TIER I: Top Priorities, to be significantly completed by June, 2011

- A. *Complete Tenth Street Widening Project
- B. *Continue Environmental Work for Increasing Capacity of Crow Creek Dam and Dog River Water Line Replacement in two to three years
- C. Complete Construction of East 19th Street and Thompson Street Extension
- D. Pursue Improvements for Intersection of East 10th, Thompson and Old Dufur Road
- E. Pursue West Sixth Street Improvements, Including Widening of West Sixth Street from Hostetler Street to Snipes Street to Allow for Turn Lane and Future Signalization at Hostetler Street
- F. *Complete Construction of Terminal Reservoir Site, Including Possible Abandonment of 19th Street Reservoir
- G. Pursue Expansion of Lone Pine Well
- H. Evaluate Feasibility of Implementing Automated Meter Reading (AMR) System for Water Meter System
- I. Complete Webber Street Interchange Area Management Plan (IAMP)
- J. Investigate Safety/Traffic Concerns in Vicinity of East 10th, East 12th, and Kelly Avenue Intersections

TIER II: Other Priorities to be pursued in Fiscal Year 2010-11 as time, resources and opportunities permit

- A. Continue work to connect vital corridors with ADA improvements
- B. Investigate integration of traffic calming policy into LUDO

TIER III: Long Term Objectives (within five years)

- A. Develop City-wide intersection signalization plan
- B. Investigate need for 10th Street and Cherry Heights Road signalization
- C. Continue dialogue with appropriate agencies regarding the possible need for an additional interstate bridge between The Dalles and Dallesport

GOAL 2. Work and partner with governmental agencies and non-profits to ensure coordination of services and open communication.

OBJECTIVES:

TIER I: Top Priorities, to be significantly completed by June, 2011

- A. Complete Phase I of Urban Growth Boundary Expansion
- B. Work with National Scenic Area Stakeholders to Obtain Balance Regarding Issues of Economic Vitality and Scenic Preservation as Defined by Applicable Law
- C. Prepare Updated Analysis for Downtown Flood Mitigation
- D. Work with and Remind Appropriate Agencies to Resolve Mill Creek Tunnel Flooding Issue
- E. Provide Outreach to Schools, Parks & Recreation, Fire Districts and Public and Private Partners to Identify and Implement Potential Needs for Community Facilities and Programs
- F. Partner with Youth Think on Projects to Promote Civic Responsibility in Relationship to City Issues
- G. *Work With Wasco County Regarding Financial Stability of Animal Control Programs
- H. **Look for Opportunities to Support Parks & Recreation District's Efforts to Construct a Skate Park
- I. Work with Corps of Engineers and Local Agencies to Bring Back Tours to The Dalles Dam and Fish Ladder and Offer Pedestrian and Bicycle Access to Patterson Park
- J. Investigate Renewable Energy Projects in Cooperation with Northern Wasco County PUD and Other Agencies
- K. Support Riverfront Trail Non-Profit Group and Northern Wasco County Parks and Recreation District to Construct Final 1.5 Miles of the Riverfront Trail
- L. Work in Partnership with ODOT and Wasco County on Project to Identify Scope and Costs of an Overpass at Fremont Street and Highway 197
- N. Appoint a committee to meet with Parks & Recreation District Board to Discuss Organizational Opportunities

TIER II: Other Priorities to be Pursued in Fiscal Year 2010-11 as time, resources, and opportunities permit

- A. Continue to offer technical assistance to Parks & Recreation District regarding efficient water use.
- B. Work with Local Utilities to Develop Underground Service When Opportunities are Presented, Including Consideration of Safety, View Shed, Aesthetics and Property Values
- C. Partner with School District and Parks and Recreation District Regarding Maintaining Open/Green Space

- D. Look for opportunities to retain or maintain property on tax roll.

TIER III: Long Term Objectives (within five years)

- A. Pursue coordinating administrative services with other local agencies
- B. Develop and implement City volunteer program, including youth program developed in partnership with YouthThink
- C. Investigate Downtown Parking Structure
- D. Investigate expanding public transportation services, to include fixed loop routes.

GOAL 3. Promote economic development opportunities that will provide job creation and retention and enhance the community's livability.

OBJECTIVES

TIER I: Top Priorities, to be significantly completed by June, 2011

- A. **Create and Proceed With a Public-Private Partnership to Redevelop the Wasco Warehouse and Milling Company Property and East Gateway
- B. Continue Urban Renewal downtown renaissance projects:
 - **Complete construction of marine terminal
 - **First Street Urban Renewal treatment construction
 - **Washington Street Crossing Project construction
 - **Pursue construction of Third Street urban renewal treatment
 - **Construct Festival Area, including Lewis & Clark fountain
 - **Urban Renewal funding for design of Third Place streetscape
- C. *Pursue Funding for Update of the Vision Action Plan
- D. Investigate Mitigation and Classification of Systems Development Charge Costs for Expansion of Existing Businesses
- E. Proceed with Airport golf course development
- F. Work with QLife Broadband Network to Install Wi-Fi Cloud over Downtown Business District
- G. Investigate and Pursue Funding for Involvement in Main Street Program
- H. Determine Best Use of Second Street Breezeway
- I. Work with Tree Committee to Develop Street Tree Policies

TIER II: Other Priorities to be Pursued in Fiscal Year 2010-11 as time, resources, and opportunities permit

- A. Assist in completion of Civic Auditorium renovations
- B. Report regarding vertical housing development zone
- C. Support Urban Renewal through Opportunity Driven Projects
- D. Develop an Organizational Structure to Promote Downtown Development
- E. Support Coordinated Heritage Celebration
- F. Assist in development of a family based recreation center
- G. Work with Appropriate Agencies to have the Riverfront Park portion of Riverfront Trail Opened Year Around

TIER III: Long Term Objectives (within five years)

- A. Enhance national historic districts
- B. Promote housing rehabilitation program
- C. Develop West Gateway

GOAL 4. Maintain a balanced budget that will provide for sustained City operations and capital improvements, while assuring an adequate contingency fund.

OBJECTIVES

TIER I: Top Priorities, to be significantly completed by June, 2011

- A. Investigate Funding Options for Street Projects
- B. Establish Franchise Agreement with Northern Wasco County PUD
- C. Establish Franchise Agreement with Chenoweth Water PUD
- D. Analyze Financial and Service Impacts of Delayed Annexations

TIER II: Other Priorities to be Pursued in Fiscal Year 2010-11 as time, resources, and opportunities permit

None at this time.

TIER III: Long Term Objectives (within five years)

Develop a Motor Pool Financing Program through Saving to Capital Reserve Funds

GOAL 5. Encourage civic responsibility and promote public safety through programs, plans and policies.

OBJECTIVES

TIER I: To be significantly completed by June, 2011

- A. Support opportunities to define and promote components of civic responsibility in the community, at all levels
- B. *Provide support to Mid Columbia Senior Center
- C. Identify opportunities for improving curb appeal of the community from the highways, streets and river
- D. Investigate Potential for Tree Planting to Screen Industrial Treatment Operations
- E. Develop Crime Statistics Report for City Website

TIER II: Other Priorities to be pursued in Fiscal Year 2010-11 as time, resources, and opportunities permit

- A. Maintain Role With Other Public Safety Agencies in Addressing Local Emergencies.
- B. Investigate Federal COPS Funding for School Resource Officer (SRO)
- C. Investigate Opportunities to make improvements to, landscape, or eliminate planting strips, with a focus on the Dry Hollow, downtown, and Historic Walking District neighborhoods

TIER III: Long Term Objectives (within five years)

None noted at this time.

GOAL 6. Provide Transparent and Efficient Administration of City Government.

OBJECTIVES

TIER I: Top Priorities, to be significantly completed by June, 2011

- A. Develop Information Technology Strategy to Ensure Efficiency for:
 - staff time and resources
 - improved access to information for citizens
- B. Develop Plan to Support Community Special Events

TIER II: Other Priorities to be pursued in Fiscal Year 2010-11 as time, resources, and opportunities permit

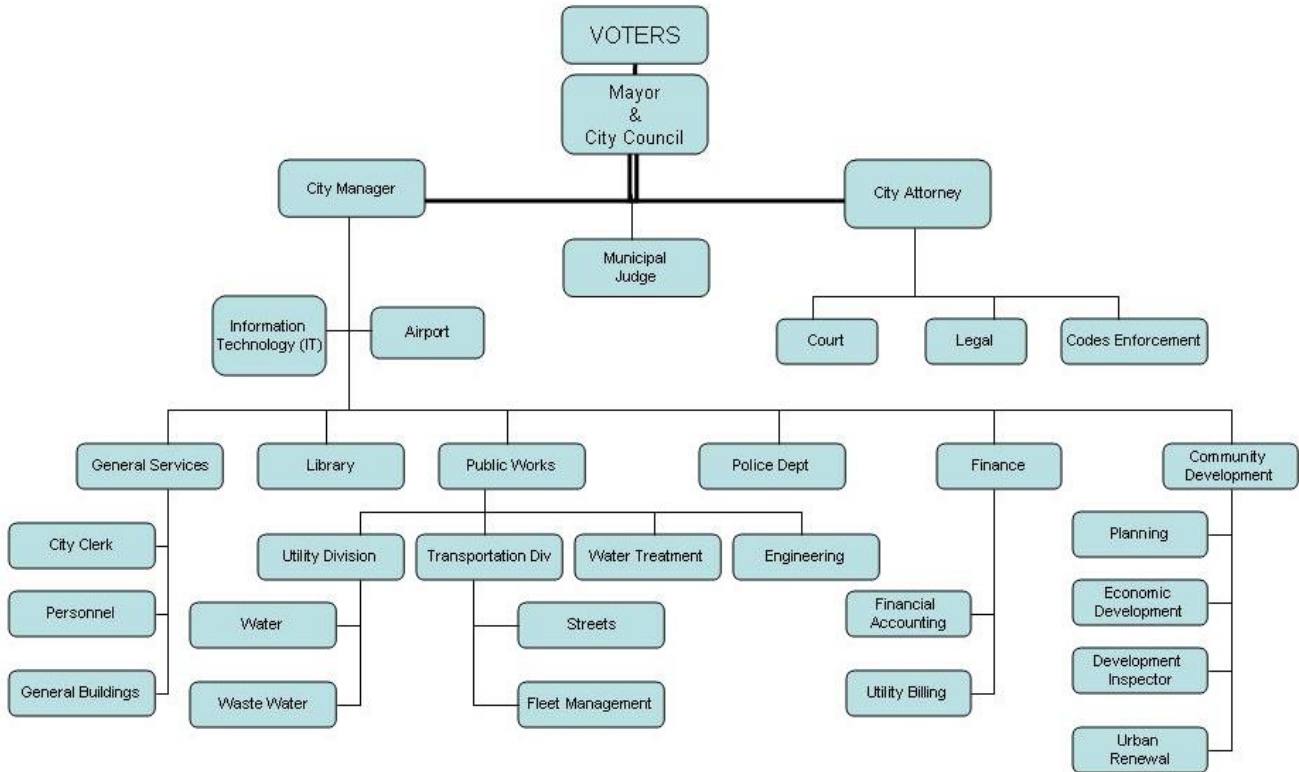
- A. Investigate Need for Development of an Information Technology Program to Update and Standardize Data Processing Software City-Wide

TIER III: Long Term Objectives (within five years)

None identified at this time.

**City of The Dalles, Oregon
Fiscal Year 2010-11 Budget**

ORGANIZATIONAL FLOW CHART



**City of The Dalles, Oregon
Fiscal Year 2010-11 Budget**

OVERVIEW SUMMARY OF ALL FUNDS

REVENUE/ COST CENTERS	GENERAL FUND	LIBRARY FUND	PUBLIC WORKS	AIRPORT SERVICES	CAPITAL IMPRV	SPECIAL REVENUE	DEBT SERVICE	FY10/11 ADOPTED BUDGET
BEGINNING BALANCE	1,783,374	493,334	7,504,230	53,841	1,192,144	6,431,768	284,438	17,743,129
REVENUES	4,871,262	976,217	11,542,338	5,616,500	251,412	7,636,317	184,471	31,078,517
OTHER SOURCES	999,659	-	5,868,060	65,000	837,214	5,000	2,240,309	10,015,242
	-	-	-	-	-	-	-	-
TOTAL RESOURCES	7,654,295	1,469,551	24,914,628	5,735,341	2,280,770	14,073,085	2,709,218	58,836,888
CITY COUNCIL	215,957							215,957
CITY CLERK	137,284							137,284
CITY MANAGER	293,554							293,554
LEGAL AND JUDICIAL	438,636							438,636
FINANCE/UTILITY BILLING	493,349							493,349
PERSONNEL	9,900							9,900
COMMUNITY DEV	599,943							599,943
POLICE	2,941,921							2,941,921
TECHNOLOGY	202,192							202,192
CITY HALL/TRANS CNTR	216,469							216,469
CODES ENFORCEMENT	66,943							66,943
LIBRARY		923,230						923,230
STREET			1,324,415					1,324,415
WATER UTILITY SERVICES			3,226,755					3,226,755
WASTE WATER UTILITY SERV			2,732,527					2,732,527
STREET/BRIDGE REPLACE			867,631					867,631
PUBLIC WORKS RESERVE			178,420					178,420
WATER DEPT CAP RESERVE			5,118,790					5,118,790
SEWER SPECIAL RESERVE			2,573,643					2,573,643
SEWER PLANT CONST			3,290,702					3,290,702
AIRPORT SERVICES				5,733,841				5,733,841
SPECIAL ASSESSMENTS					24,500			24,500
CAPITAL PROJECTS					1,344,901			1,344,901
FAA GRANT IMPROVEMENT FUND					-			-
UNEMPLOYMENT RESERVE FUND						56,856		56,856
COMMUNITY BENEVOLENCE FUND						10,559		10,559
SPECIAL GRANTS FUND						13,807,222		13,807,222
STATE OFFICE BLDG FUND						194,948		194,948
DEBT SERVICE							2,489,299	2,489,299
TOTAL EXPENDITURES	5,616,148	923,230	19,312,883	5,733,841	1,369,401	14,069,585	2,489,299	49,514,387
CHARGES FOR SERVICE	342,606	-	-	-	-	-	-	342,606
TRANSERS OUT	108,231	37,000	5,164,532	-	911,369	3,500	-	6,224,632
CONTRIBUTIONS TO AGENCIES	120,245	-	-	-	-	-	-	120,245
CONTINGENCY	706,378	24,701	437,213	1,500	-	-	219,919	1,389,711
UNAPP ENDING FUND BAL	760,687	484,620	-	-	-	-	-	1,245,307
TOTAL OTHER USES	2,038,147	546,321	5,601,745	1,500	911,369	3,500	219,919	9,322,501
TOTALS	7,654,295	1,469,551	24,914,628	5,735,341	2,280,770	14,073,085	2,709,218	58,836,888
	-	-	-	-	-	-	-	-
FUND TOTALS	-	-	-	-	-	-	-	-

**City of The Dalles, Oregon
Fiscal Year 2010-11 Budget**

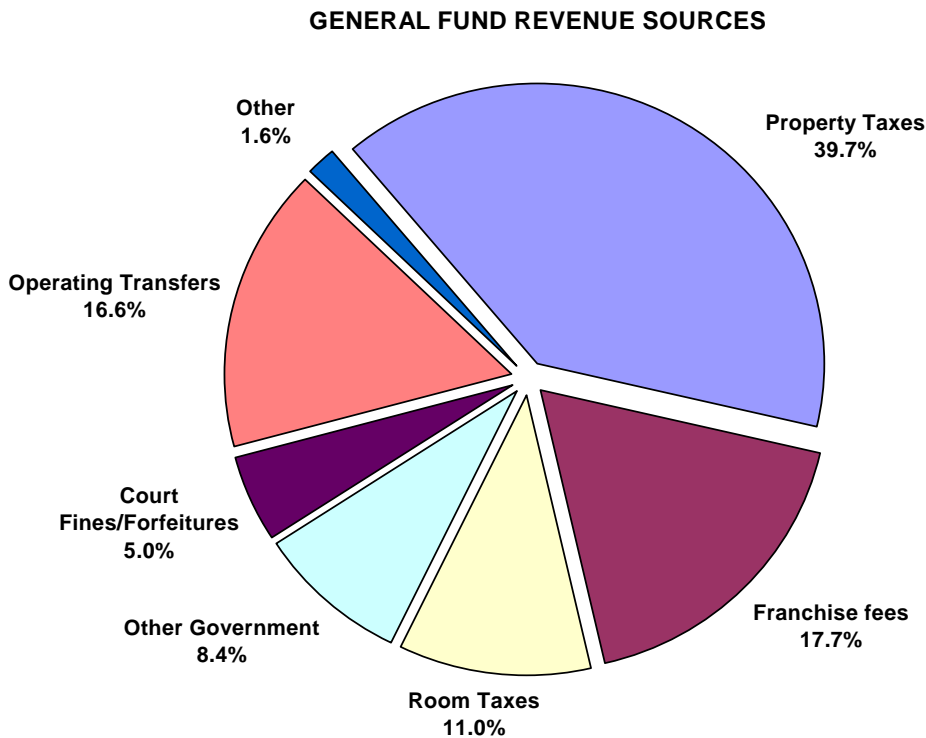
GENERAL FUND SUMMARY

<u>Revenue/Cost Centers</u>	<u>FY07/08 Actual</u>	<u>FY08/09 Actual</u>	<u>FY09/10 Budget</u>	<u>FY10/11 Proposed Budget</u>	<u>FY10/11 Approved Budget</u>	<u>FY10/11 Adopted Budget</u>
BEGINNING BALANCE	1,218,851	1,522,373	1,102,529	1,763,374	1,763,374	1,783,374
REVENUES	4,577,092	4,728,962	4,818,143	4,853,512	4,853,512	4,871,262
OTHER SOURCES	847,250	884,085	1,274,774	962,659	999,659	999,659
TOTAL RESOURCES	6,643,193	7,135,420	7,195,446	7,579,545	7,616,545	7,654,295
CITY COUNCIL	168,794	203,109	206,627	215,957	215,957	215,957
CITY CLERK	112,222	121,395	130,293	137,284	137,284	137,284
CITY MANAGER	224,319	251,465	280,484	293,554	293,554	293,554
LEGAL AND JUDICIAL	356,262	398,153	423,506	438,636	438,636	438,636
FINANCE & UTILITY BILLING	484,304	438,304	511,454	493,349	493,349	493,349
PERSONNEL	21,672	5,506	10,200	9,900	9,900	9,900
COMMUNITY DEVELOPMENT	486,882	521,837	541,488	599,943	599,943	599,943
POLICE	2,317,622	2,492,399	2,735,796	2,937,074	2,924,171	2,941,921
TECHNOLOGY DEPARTMENT	-	166,285	170,482	202,192	202,192	202,192
CITY HALL & TRANSPORT. CTR	152,018	201,998	224,652	213,969	216,469	216,469
CODES ENFORCEMENT	54,082	62,764	70,611	66,943	66,943	66,943
TOTAL EXPENDITURES	4,378,178	4,863,214	5,305,593	5,608,801	5,598,398	5,616,148
CHARGES FOR SERVICES	316,040	308,850	313,175	320,030	322,606	342,606
TRANSFER OUT	307,413	177,237	119,173	108,231	108,231	108,231
CONTRIBUTIONS TO AGENCIES	119,190	129,069	128,838	120,245	120,245	120,245
CONTINGENCY	-	-	629,273	661,551	706,378	706,378
UNAPPROPRIATED ENDING BAL	-	-	699,394	760,687	760,687	760,687
TOTAL OTHER USES	742,643	615,156	1,889,853	1,970,744	2,018,147	2,038,147
TOTAL EXPENDS & OTHER USES	5,120,821	5,478,370	7,195,446	7,579,545	7,616,545	7,654,295
FUND TOTAL	1,522,373	1,657,050	-	-	-	-

**City of The Dalles, Oregon
Fiscal Year 2010-11 Budget
GENERAL FUND RESOURCES**

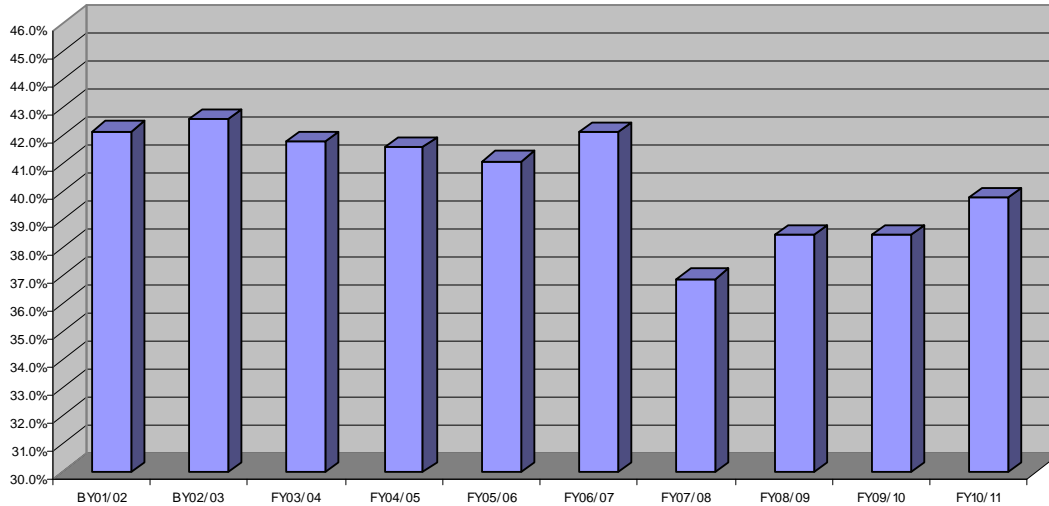
General Fund resources consist of Beginning Fund Balance, Revenues and Other Financing Sources. The FY10/11 proposed Beginning Fund Balance is \$1,763,374 with \$1,328,667 of that allocated to Contingency and Unappropriated Ending Fund Balance. The City Council has a goal of maintaining a 10% Contingency. This budget contains a 10% operating contingency and a \$90,671 reserve for Capital Projects in FY11/12.

The Revenues in the FY10/11 General Fund budget (\$5,816,171) consist primarily of *Property Taxes* (\$2,311,924), which account for 39.7% of this total. The *Franchise Fees* is the next largest revenue group and is 17.7% of total new revenues. The *Operating Transfers In* are 16.6% and *Transient Room Taxes* is at 11.0% (Parks & Rec tax is at 2.1%) of the total. City use *Court Fines/Forfeitures* are at 5.0%, and *Other Government* revenues are 8.4%, *Other* revenues are at 1.6%, as shown below.



Ballot Measure 50 set maximum assessed value for the 1997-98 fiscal year, and allows for only a 3% increase in that value annually, adjusted for new growth and other specific adjustments cited in the legislation. For the purpose of this budget, a 3.1% increase in value over the value of FY09/10, including new value through annexation (\$464,827). The City’s permanent rate of \$3.0155 per thousand was applied to the estimated value resulting in an estimated levy amount. This amount is then adjusted by the anticipated 93% collection rate. The following chart gives the percent of anticipated budget represented by property taxes in past years and in the proposed budget. The proposed percent is 1.3% higher than the current year.

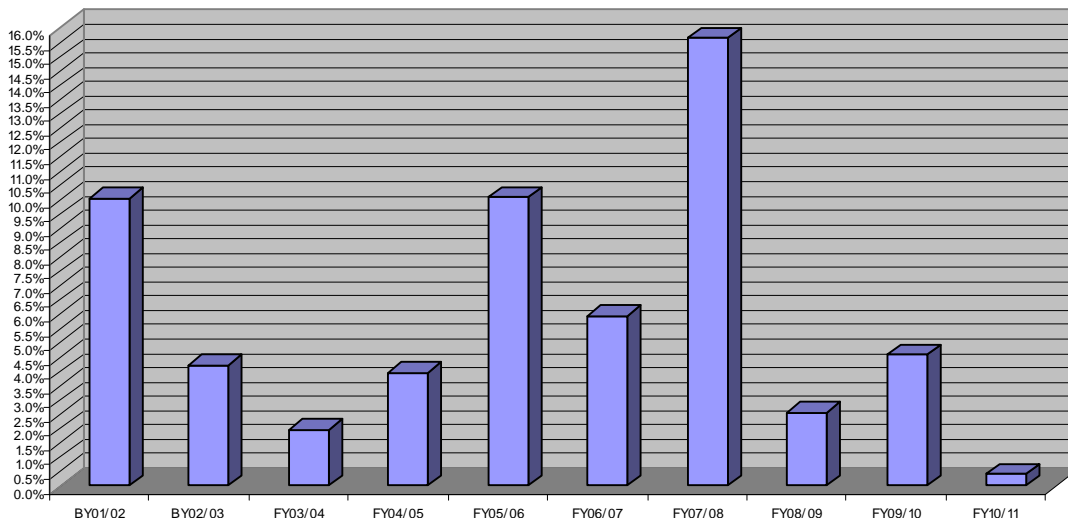
General Fund Property Taxes as a Percent of General Fund Revenues



The *Operating Transfers In* revenues (with the exception of the Special Grants Fund and the Special Assessment Fund) represents the operating transfers to the General Fund from Public Works for FY10/11 to pay for administrative services provided by the General Fund, as well as the General Fund capital needs. These transfers to the General Fund are scheduled in lieu of direct charges for salaries, payroll costs, and materials charged to Public Works. From another perspective, if the General Fund did not provide these services, Public Works would be required to purchase them externally in order to provide street, water and wastewater services. Administrative services provided to Public Works include financial support through processing of payroll, accounts payable, utility billing and collection, legal services, and administrative support of the City Council, City Manager and City Clerk.

Total new financial resources available to the General Fund slowed during the current recession, but have not stopped completely. We anticipate a .4% increase in FY10/11, compared to a 4.6% increase in FY09/10. This chart shows the annual increases in General Fund Revenue for the last 10 years.

Percent of change in General Fund Revenues (excluding Beginning Balances).



**City of The Dalles, Oregon
Fiscal Year 2010-11 Budget
GENERAL FUND REVENUES**

Account Number	Account Description	FY 2007-2008	FY 2008-2009	FY 2009-2010	FY 2010-2011	FY 2010-2011	FY 2010-2011
		Actual	Actual	Budget	Proposed Budget	Approved Budget	Adopted Budget
001-0000-300.00-00	BEGINNING BALANCE	1,218,851	1,522,373	1,102,529	1,763,374	1,763,374	1,783,374
001-0000-311.10-00	PROPERTY TAXES-CURR	1,946,300	2,071,319	2,159,834	2,246,775	2,246,775	2,246,775
001-0000-311.15-00	PROPERTY TAXES-PRIOR	64,864	58,611	66,037	65,024	65,024	65,024
001-0000-311.19-00	UNSEGREGATED TAX INT	1,138	137	250	125	125	125
001-0000-318.10-00	SPRINT	85,435	82,075	80,646	74,194	74,194	74,194
001-0000-318.15-00	ELECTRIC LIGHT WAVE	53	140	50	20	20	20
001-0000-318.20-00	NORTHWEST NATURAL	99,673	107,143	88,000	109,306	109,306	109,306
001-0000-318.30-00	CHARTER COMMUNICATIONS	66,876	72,454	73,500	74,500	74,500	74,500
001-0000-318.40-00	THE DALLES DISPOSAL	59,886	62,915	65,360	70,048	70,048	70,048
001-0000-319.10-00	TRANSIENT ROOM TAX	524,463	559,298	558,300	521,050	521,050	521,050
001-0000-319.20-00	TRANSIENT ROOM TAX-PARKS	109,146	129,069	128,838	120,245	120,245	120,245
001-0000-320.10-00	LOCAL LIQUOR LICENSES	1,545	2,175	2,000	2,000	2,000	2,000
001-0000-320.20-00	BUILDING PERMITS	12,887	4,925	-	3,000	3,000	3,000
001-0000-320.30-00	SIGN PERMITS	2,750	3,505	2,500	2,500	2,500	2,500
001-0000-320.90-00	OTHER LICENSES	3,130	3,300	3,000	3,900	3,900	3,900
001-0000-330.00-00	WASCO CO - PLANNING SHARE	34,065	22,400	16,071	15,284	15,284	15,284
001-0000-330.20-00	PARKS & REC. DISTR.	21,600	-	-	-	-	-
001-0000-331.00-00	FEDERAL REVENUES (Police Grant)	-	-	10,000	-	-	17,750
001-0000-331.01-00	DRUG FORFEITURES	11,250	2,250	-	-	-	-
001-0000-331.02-00	COPS GRANT	-	-	69,957	-	-	-
001-0000-331.03-00	VOCA	-	-	-	-	-	-
001-0000-334.10-00	STATE REV SHARING	105,780	108,819	110,997	131,173	131,173	131,173
001-0000-334.50-00	STATE SHARE-CRIME	1,399	1,433	1,300	1,100	1,100	1,100
001-0000-334.60-00	DUI GRANTS	7,810	15,740	8,000	8,000	8,000	8,000
001-0000-334.70-00	MIP-A GRANTS	-	5,320	-	-	-	-
001-0000-334.90-00	STATE GRANTS - OTHER	-	-	-	-	-	-
001-0000-335.60-00	STATE CIGARETTE TAX	21,235	20,676	17,780	17,936	17,936	17,936
001-0000-335.70-00	STATE LIQUOR TAXES	147,639	158,510	158,567	187,390	187,390	187,390
001-0000-337.10-00	URBAN RENEWAL	68,021	84,948	105,078	108,682	108,682	108,682
001-0000-337.30-00	NO WASCO CO PARKS & REC	10,800	-	-	-	-	-
001-0000-337.60-00	PUD INTERGOVT	683,323	666,762	673,000	700,357	700,357	700,357
001-0000-337.80-00	QLIFE ROW FEES	-	-	10,678	12,215	12,215	12,215
001-0000-341.80-00	COPIES, PLANS, ORD'S ETC	1,986	1,960	2,000	2,000	2,000	2,000
001-0000-341.90-00	MISC SALES AND SRVCS	2,047	5,185	3,200	2,500	2,500	2,500
001-0000-343-01-00	PLANNING FEES	774	325	15,200	10,000	10,000	10,000
001-0000-343.02-00	C.U.P.	3,360	2,520	-	-	-	-
001-0000-343.03-00	VARIANCES	60	380	-	-	-	-
001-0000-343.04-00	MINOR PARTITION	2,685	1,065	-	-	-	-
001-0000-343.06-00	SUBDIVISION	1,585	-	-	-	-	-
001-0000-343.07-00	SITE PLAN	6,895	1,440	-	-	-	-
001-0000-343.08-00	COMP PLAN AMEND	776	2,513	-	-	-	-
001-0000-343-09-00	PLAN UNIT DEV	420	-	-	-	-	-
001-0000-343.10-00	PLANNING APPEALS	760	1,140	-	-	-	-
001-0000-343.11-00	VACATIONS	1,520	380	-	-	-	-
001-0000-343.12-00	BALLOT MEASURE 37 CLAIM	-	-	-	-	-	-
001-0000-343.13-00	PROPERTY LINE ADJUSTMENT	1,035	125	-	-	-	-
001-0000-351.10-00	COURT FINES/FORFEITURES	302,965	254,918	267,388	260,766	260,766	260,766
001-0000-351.15-00	TOWING FINES & FEES	31,925	28,805	30,900	30,360	30,360	30,360
001-0000-361.00-00	INTEREST REVENUES	50,115	27,165	31,800	10,150	10,150	10,150
001-0000-363.50-00	PROPERTY RENTALS	24,167	26,412	24,912	24,912	24,912	24,912
001-0000-365.00-00	GIFTS AND DONATIONS	-	-	-	-	-	-
001-0000-366.00-00	QLIFE ADMIN SERVICES	12,937	10,757	20,000	20,000	20,000	20,000
001-0000-367.00-00	VICTIMS ASSISTANCE GRANT	-	-	-	-	-	-
001-0000-369.00-00	OTHER MISC REVENUES	40,012	119,947	13,000	18,000	18,000	18,000
001-0000-369.40-00	REPAYMENT FROM OTHER FUNDS	-	-	300,000	-	-	-
001-0000-391.04-00	TRNSFR FROM LIBRARY FUND	-	-	-	-	37,000	37,000
001-0000-391.05-00	TRNSFR FROM STREET FUND	99,918	107,240	114,352	118,740	118,740	118,740
001-0000-391.18-00	TRNSFR FROM SPECIAL GRANTS FUND	6,080	3,500	3,500	3,500	3,500	3,500
001-0000-391.36-00	TRNSFR FROM SPECIAL ASSESSMENTS FUND	9,230	9,230	9,230	9,230	9,230	9,230
001-0000-391-37-00	TRNSFR FROM CAPITAL PROJECT FUND	-	-	48,202	-	-	-
001-0000-391.51-00	TRNSFR FROM WATER UTILITY FUND	426,252	456,233	480,186	499,228	499,228	499,228
001-0000-391.55-00	TRNSFR FROM WASTEWATER UTILITY	295,770	306,882	319,304	331,961	331,961	331,961
001-0000-392.00-00	SALE OF FIXED ASSETS	10,000	1,000	-	-	-	-
TOTAL GENERAL FUND REVENUES		6,643,193	7,135,420	7,195,446	7,579,545	7,616,545	7,654,295

**City of The Dalles, Oregon
Fiscal Year 2010-11 Budget**

Fund: General (001)
Department: City Council (01)
Program: Administration (410)

Mission

Establishing policies, visions and goals to lead The Dalles into the future.

Description

The City Council is the governing body of the City of The Dalles. Its five voting members and the Mayor set the direction for the City, establishing policies and laws. Specific voter approved powers for the Council is contained in the City Charter, while Council's own administrative and operational policies are adopted by the ordinance or resolution.

City Council is charged with the appointment of the City Manager, City Attorney and Municipal Judge. They adopt the annual budget and perform all other actions necessary to guide the government, while representing concerns of the citizens of The Dalles.

The Dalles City Council positions are volunteer positions and are elected by the entire electorate of the City. The Mayor and Councilor at Large are elected for two-year terms and the remaining four positions are nominated from districts, serving staggered four-year terms.

In addition to regular meetings, the City Council meets at least annually to establish, review, and update goals for the City.

2010-2011 Budget Detail

The Council's Contractual Services includes several programs in which the City is involved with other community partners as listed below:

Service	Partner	FY 08/09 Budget	FY 09/10 Budget	FY 10/11 Proposed
Ft. Dalles Museum	Wasco County	12,500	12,500	12,500
LINK	MC Council of Gov Trans	10,000	10,000	10,000
Sister City Program	Local Non-Profit	2,500	2,500	2,500
Riverfront Trail	NWC Parks and Recreation	5,000	8,000	8,000
DT Street Trees	NWC Parks and Recreation	7,000	10,000	10,000
War Memorial	Veteran & Civic Organizations	2,000	2,000	2,000
Six Rivers Mediation Svc	Six Rivers Mediation Svc	4,000	4,000	4,000
Youth Think Support	City of The Dalles	5,000	5,000	5,000
Juvenile Work Crew	Wasco County	12,870	13,650	13,650
Discovery Center	Wasco County	25,000	25,000	25,000
Senior Support	The Dalles Senior Center	5,000	5,000	5,000
Cemetery Maintenance	Wasco Co. Historic Society	2,000	2,000	2,000
Wasco County EOC	Wasco Co./Mid-Columbia F&R	9,000	9,000	9,000
Historic Days	The Dalles Historic Days	0	8,000	0
	Total:	101,870	116,650	108,650

- \$17,000 has been included in the City Council’s Travel budget to allow for Sister City (\$1,500), federal lobbying (\$9,000) travel, and League of Oregon Cities meetings and travel (\$1,500). In the last six years, the Washington D.C. lobbying trips have helped secure over \$16 million in direct Federal Appropriation for the community. The Sister City efforts have resulted in a formal relationship and several youth, cultural and economic exchanges. Last year we have added \$5,000 to the budget to pay for food prior to Council meetings.

The Council’s Memberships and Dues line item covers all of the organizations the City belongs to:

1. LOC	\$ 8,895
2. MCCEDD	\$ 3,777
3. MCCOG	\$12,350
4. Oregon Mayors Association	\$ 105
5. Chamber of Commerce	\$ 440
6. National Civic League	\$ 85
7. Downtown Association	\$ 250
8. Other-Miscellaneous	<u>\$ 528</u>
TOTAL	\$26,430

Miscellaneous Expenses (\$3,800) includes \$2,000 for gifts for dignitaries and \$1,800 for the Washington, D.C. books.

2010-2011 Goals, Projects and Highlights

- A major continuing Council priority for fiscal year 2010-2011 is to maintain financial stability; and to promote interagency cooperation and communications with the citizens, other agencies and staff
- East Gateway Wasco Milling property redevelopment
- Granada Block redevelopment
- Downtown Riverfront Washington Street Connection Design/Construction
- Downtown Riverfront Dock Design/Construction
- Expansion of the Urban Growth Boundary
- Completion of Upper Elevation Reservoir
- Airport Golf Course
- Tenth Street Widening

2009-2010 Accomplishments/Comments

- East Gateway Project Completion
- Obtained funding for Upper Elevation Reservoir
- Amended Street Standards to gain more flexibility
- West First Street LID Phase I
- Support for Community Skate Park

Major Issues to be resolved in the next 5 years

- Adequate funding for street maintenance.
- Maintaining current General Fund services in tough economic times.

**City of The Dalles, Oregon
Fiscal Year 2010-11 Budget
GENERAL FUND – CITY COUNCIL**

Account Number	Account Description	FY 2007-2008 Actual	FY 2008-2009 Actual	FY 2009-2010 Budget	FY 2010-2011 Proposed Budget	FY 2010-2011 Approved Budget	FY 2010-2011 Adopted Budget
CITY COUNCIL							
001-0100-410.29-00	OTHER EMPLOYEE BENEFITS	1,531	1,677	1,677	1,677	1,677	1,677
TOTAL PERSONNEL SERVICES		1,531	1,677	1,677	1,677	1,677	1,677
001-0100-410.31-10	CONTRACTUAL SERVICES	77,340	89,059	116,650	108,650	108,650	108,650
001-0100-410.31-60	LABOR NEGOTIATIONS	33,108	23,962	10,000	25,000	25,000	25,000
001-0100-410.32-10	AUDITING SERVICES	20,120	24,820	27,400	30,000	30,000	30,000
001-0100-410.39-00	OTHER CONTRACTUAL SVCS	-	2,000	2,000	2,000	2,000	2,000
001-0100-410.58-10	TRAVEL, FOOD & LODGING	9,812	14,890	17,000	17,000	17,000	17,000
001-0100-410.58-50	TRAINING AND CONFERENCES	427	520	1,000	1,000	1,000	1,000
001-0100-410.58-60	WORKSHOPS	102	-	500	500	500	500
001-0100-410.58-70	MEMBERSHIPS/DUES/SUBSCRIP	23,387	25,095	26,000	26,430	26,430	26,430
001-0100-410.60-10	OFFICE SUPPLIES	366	575	600	600	600	600
001-0100-410.64-10	BOOKS AND PERIODICALS	-	-	-	-	-	-
001-0100-410.69-50	MISCELLANEOUS EXPENSES	2,601	5,477	3,800	3,100	3,100	3,100
TOTAL MATERIALS & SERVICES		167,263	186,397	204,950	214,280	214,280	214,280
001-0100-410.74-50	COMPUTER EQUIPMENT	-	15,035	-	-	-	-
TOTAL CAPITAL OUTLAY		-	15,035	-	-	-	-
TOTAL CITY COUNCIL DEPARTMENT		168,794	203,109	206,627	215,957	215,957	215,957

**City of The Dalles, Oregon
Fiscal Year 2010-11 Budget**

Fund:	General (001)	
Department:	City Clerk (0200)	Number of Employees: 1
Program:	Administration (410)	

Mission

The City Clerk's role in municipal government is to support the administration, City Council, and citizenry, by providing timely, accurate information, keeping an orderly accounting of the City's records and preserving the municipality's history.

Description

The City Clerk Department is a vital communication link between local government and its citizens. The City Clerk's office provides a wide range of services, including support to the Mayor, City Council, City Manager, City departments, other local governing bodies, and citizens, without exception.

In 2005, duties to supervise the Buildings Maintenance and Codes Enforcement programs were added to this department. This category is now also referred to as General Services. In 2008 fiscal year, administration of personnel services was added to the General Services Department. Codes Enforcement program was moved back to the Legal Department.

Some major administrative services performed by the department include: Clerk of the City Council, Records Manager, Elections Officer, analyst to the City Manager, assist with personnel administration, Information Officer, supervise buildings maintenance, interpretation of public records and meetings law, and parliamentary procedures.

The City Clerk Department will continue striving to provide support services and any additional services needed to assist with local government functions, while remaining approachable, accessible, and responsive.

2010-11 Goals, Projects and Highlights

- Continue to promote City's Wellness Program
- Coordinate improvement projects for City owned facilities

2009-10 Accomplishments/Comments

- Continued supervision of the City's Buildings Maintenance Department and coordination of improvement projects for City owned facilities
- Serve on numerous OAMR and IIMC Committees
- Worked on development and promotion of City's wellness program
- Administered contract for and supervised construction of Phase IV City Hall Remodel

**City of The Dalles, Oregon
Fiscal Year 2010-11 Budget**

GENERAL FUND – CITY CLERK

Account Number	Account Description	FY 2007-2008 Actual	FY 2008-2009 Actual	FY 2009-2010 Budget	FY 2010-2011 Proposed Budget	FY 2010-2011 Approved Budget	FY 2010-2011 Adopted Budget
CITY CLERK							
001-0200-410.11-00	REGULAR SALARIES	76,800	81,873	84,452	86,986	86,986	86,986
001-0200-410.13-00	OVERTIME	-	-	-	-	-	-
001-0200-410.21-10	MEDICAL INSURANCE	13,381	14,714	16,578	19,038	19,038	19,038
001-0200-410.21-20	L-T DISABILITY INSURANCE	338	406	422	440	440	440
001-0200-410.21-30	LIFE INSURANCE	37	36	46	46	46	46
001-0200-410.21-40	WORKERS COMP INSURANCE	227	281	188	233	233	233
001-0200-410.22-00	FICA	5,713	6,101	6,461	6,654	6,654	6,654
001-0200-410.23-00	RETIREMENT CONTRIBUTIONS	10,368	11,053	11,401	11,743	11,743	11,743
001-0200-410.28-00	VEBA CONTRIBUTIONS	-	2,519	2,895	2,844	2,844	2,844
001-0200-410.29-00	OTHER EMPLOYEE BENEFITS	60	300	60	60	60	60
TOTAL PERSONNEL SERVICE		106,924	117,282	122,503	128,044	128,044	128,044
001-0200-410.31-10	CONTRACTUAL SERVICES	27	25	30	30	30	30
001-0200-410.43-40	OFFICE EQUIPMENT	480	499	550	550	550	550
001-0200-410.53-20	POSTAGE	114	29	450	400	400	400
001-0200-410.53-30	TELEPHONE	372	746	1,010	1,010	1,010	1,010
001-0200-410.53-40	LEGAL NOTICES	24	-	250	250	250	250
001-0200-410.58-10	TRAVEL, FOOD & LODGING	1,856	1,395	2,800	2,700	2,700	2,700
001-0200-410.58-50	TRAINING AND CONFERENCES	1,060	960	1,200	1,200	1,200	1,200
001-0200-410.58-70	MEMBERSHIPS/DUES/SUBS	165	165	200	200	200	200
001-0200-410.60-10	OFFICE SUPPLIES	635	246	700	600	600	600
001-0200-410.64-10	BOOKS AND PERIODICALS	55	40	100	100	100	100
001-0200-410.69-50	MISCELLANEOUS EXPENSES	512	8	-	200	200	200
001-0200-410.69-80	ASSETS < \$5000	-	-	500	2,000	2,000	2,000
TOTAL MATERIALS AND SERVICES		5,299	4,113	7,790	9,240	9,240	9,240
TOTAL CITY CLERK DEPARTMENT		112,222	121,395	130,293	137,284	137,284	137,284

**City of The Dalles, Oregon
Fiscal Year 2010-11 Budget**

Fund:	General (001)		
Department:	City Manager (0300)	Number of Employees:	2
Program:	Administration (410)		

Mission

To support the City Council, connect citizens to their City government, and through professional management tools, help City departments provide responsive, cost effective, efficient local services.

Description

The City Manager's position plays a unique role in assisting the democratic processes of our representative local government. Guided by the vision and goals of the City Council, it is the City Manager's charge to accomplish the direction set out by the Council. Oftentimes, this is performed by facilitating public processes, hearing and responding to the issues concerning citizens, offering alternative solutions, representing the position of the governing body, and offering education regarding the provision of public services and infrastructure.

The City Manager guides and shapes the organization in response to the leadership of the City Council and in accordance with sound management practices. The City Charter provides that this position is the administrative head of city government, specifically mentioning personnel administration and the supervision of public utilities and property.

2010-2011 Goals, Projects and Highlights

- The goals of the City Manager relate specifically to implementation of the goals set by Council for the City. These goals reflect the evolution of the City of The Dalles in response to, and in anticipation of changes in the community and the region. The current City Council goals are listed in the front section of the budget document.
- The City Manager will work with individual department managers to enhance and simplify the ease with which we respond to citizen inquiries.
- Obtain funding for and construction of Washington Street Downtown/Riverfront Access connection and Riverfront Dock.
- Complete agreements for Airport Golf Course and proceed with construction.

2009-2010 Accomplishments/Comments

- Have city website revised
- 80% of the 49 Council Goal Objectives will be completed or are on schedule for completion.
- Issued Bond for LID and Urban Renewal at substantial savings
- Assisted Mayor and Chamber of Commerce in development of an tenth Downtown Renaissance program book and Washington D.C. lobbying.
- The City Manager is continuing to enhance communication with City Council, citizens, department managers, City employees, and other local governments.
- Funding obtained for and completed East Gateway construction.

- Funding obtained for Upper Elevation Reservoir
- Maintained solid intergovernmental relations with Wasco County, School District, County Port, and Parks and Recreation.

Major Issues to be Resolved in the Next 5 Years

- The issues identified under the City Council budget.
- Increasing citizen trust and confidence in local government.
- Increase information flow to and communication with City Council.
- Funding strategies to maintain and replace the City's infrastructure.

City of The Dalles, Oregon Fiscal Year 2010-11 Budget

GENERAL FUND – CITY MANAGER

Account Number	Account Description	FY 2007-2008 Actual	FY 2008-2009 Actual	FY 2009-2010 Budget	FY 2010-2011 Proposed Budget	FY 2010-2011 Approved Budget	FY 2010-2011 Adopted Budget
CITY MANAGER							
001-0300-410.11-00	REGULAR SALARIES	149,019	163,842	170,335	176,187	176,187	176,187
001-0300-410.12-00	PARTTIME/TEMP SALARIES	-	-	14,700	15,500	15,500	15,500
001-0300-410.13-00	OVERTIME SALARIES	-	-	-	-	-	-
001-0300-410.21-10	MEDICAL INSURANCE	24,799	27,265	30,316	33,312	33,312	33,312
001-0300-410.21-20	L-T DISABILITY INSURANCE	634	601	852	881	881	881
001-0300-410.21-30	LIFE INSURANCE	73	62	92	92	92	92
001-0300-410.21-40	WORKERS COMP INSURANCE	587	715	628	649	649	649
001-0300-410.22-00	FICA	11,358	11,720	13,031	13,478	13,478	13,478
001-0300-410.23-00	RETIREMENT CONTRIBUTIONS	18,799	22,059	22,995	23,785	23,785	23,785
001-0300-410.28-00	VEBA CONTRIBUTIONS	-	2,323	2,416	2,416	2,416	2,416
001-0300-410.29-00	OTHER EMPLOYEE BENEFITS	-	360	-	-	-	-
001-0300-400-29-10	EMPLOYEE RELATIONS	-	-	-	-	-	-
TOTAL PERSONNEL SERVICE		205,270	228,947	255,365	266,300	266,300	266,300
001-0300-410.31-10	CONTRACTUAL SERVICES	54	49	54	54	54	54
001-0300-410.43-40	OFFICE EQUIPMENT	5,075	4,849	6,000	6,000	6,000	6,000
001-0300-410.43-53	VEHICLE ALLOWANCE	3,600	3,600	3,600	3,600	3,600	3,600
001-0300-410.53-20	POSTAGE	693	402	550	500	500	500
001-0300-410.53-30	TELEPHONE	803	1,440	2,076	2,100	2,100	2,100
001-0300-410.58-10	TRAVEL, FOOD & LODGING	3,230	3,200	4,600	6,000	6,000	6,000
001-0300-410.58-50	TRAINING AND CONFERENCES	125	300	1,000	1,500	1,500	1,500
001-0300-410.58-70	MEMBERSHIPS/DUES/SUBS	1,476	1,880	1,739	2,000	2,000	2,000
001-0300-410.60-10	OFFICE SUPPLIES	3,610	3,663	4,200	4,200	4,200	4,200
001-0300-410.64-10	BOOKS AND PERIODICALS	-	20	100	100	100	100
001-0300-410.69-50	MISCELLANEOUS EXPENSES	383	238	1,000	1,000	1,000	1,000
001-0300-410.69-80	ASSETS < \$5000	-	318	200	200	200	200
TOTAL MATERIALS AND SERVICES		19,049	19,960	25,119	27,254	27,254	27,254
001-0300-410.74-50	COMPUTER EQUIPMENT	-	2,559	-	-	-	-
TOTAL CAPITAL OUTLAY		-	2,559	-	-	-	-
TOTAL CITY MANAGER DEPARTMENT		224,319	251,465	280,484	293,554	293,554	293,554

**City of The Dalles, Oregon
Fiscal Year 2010-11 Budget**

Fund:	General (001)	
Department:	Legal/Judicial (07)	Number of Employees: 3.58
Program:	Legal/Judicial (412)	Legal: 2.33 Judicial: 1.25 + Judge

Mission

The Legal Department's mission is to provide legal services to City Council, staff members, commissions, agencies, and citizens, when appropriate, in a prompt and efficient manner.

The Municipal Court's mission is to dispense justice fairly and equitably within its jurisdiction over a variety of violations and misdemeanor offenses. The Court's jurisdiction is comparable to the jurisdiction exercised by a justice of the peace.

Description:

The Legal Department provides services to all departments and personnel of the City, various agencies and commissions of the City, City Council members, and the general public. These services include performing legal research and providing opinions, drafting resolutions and ordinances, prosecuting defendants in Municipal and Circuit Court, and representing the City in a variety of civil litigation, including administrative hearings and land use proceedings. These services also include attending meetings of the City Council and Planning Commission, and other City Commissions, when necessary, drafting a variety of legal documents, reviewing current legislation and court decisions, and investigating citizens' concerns and complaints.

2010-2011 Goals, Projects and Highlights

- Continue working on completion of documentation to allow construction of golf course at the Municipal Airport to proceed.
- Obtain dedication of property necessary for completion of 10th Street Widening Project.
- Assist in preparation of documents for creation of "Wi-Fi Cloud" over downtown business district.

2009-2010 Accomplishments/Comments

- Successfully represented the City in two appeal hearings before the Land Use Board of Appeals (LUBA) including the subdivision and site plan applications for a proposed Wal-Mart store.
- Negotiated resolution of an appeal to LUBA of the conditional use permit for a proposed new Armory/Readiness Center for the Oregon Military Department.
- A ground lease for construction of a new commercial building at the Regional Airport was completed.
- Assisted with negotiations with affected property owners to secure easements for the Terminal Reservoir project.
- Assisted staff in the Community Development Department and the consultant with revising final language to secure approval for the Chenoweth IAMP.

City of The Dalles, Oregon
Fiscal Year 2010-11 Budget
GENERAL FUND – LEGAL

Account Number	Account Description	FY 2007-2008	FY 2008-2009	FY 2009-2010	FY 2010-2011	FY 2010-2011	FY 2010-2011
		Actual	Actual	Budget	Proposed Budget	Approved Budget	Adopted Budget
LEGAL							
001-0700-412.11-00	REGULAR SALARIES	125,820	134,190	138,417	142,326	142,326	142,326
001-0700-412.12-00	PARTTIME/TEMP SALARIES	9,439	11,484	12,288	12,933	12,933	12,933
001-0700-412.13-00	OVERTIME SALARIES	613	460	250	250	250	250
001-0700-412.21-10	MEDICAL INSURANCE	22,421	21,854	26,857	30,533	30,533	30,533
001-0700-412.21-20	L-T DISABILITY INSURANCE	596	629	754	776	776	776
001-0700-412.21-30	LIFE INSURANCE	86	80	116	116	116	116
001-0700-412.21-40	WORKERS COMP INSURANCE	535	683	349	431	431	431
001-0700-412.22-00	FICA	10,233	11,085	11,548	11,896	11,896	11,896
001-0700-412.23-00	RETIREMENT CONTRIBUTIONS	18,279	19,666	20,345	20,960	20,960	20,960
001-0700-412.28-00	VEBA CONTRIBUTIONS	-	2,581	4,863	4,095	4,095	4,095
001-0700-412.29-00	OTHER EMPLOYEE BENEFITS	-	360	-	-	-	-
TOTAL PERSONNEL SERVICE		188,022	203,072	215,787	224,316	224,316	224,316
001-0700-412.31-10	CONTRACTUAL SERVICES	2,498	9,137	10,620	10,620	10,620	10,620
001-0700-412.31-85	WITNESS/JURY FEES	-	-	-	-	-	-
001-0700-412.32-20	SPECIAL LEGAL SERVICES	809	432	500	1,000	1,000	1,000
001-0700-412.32-30	COURT APPT ATTORNEY FEES	-	-	-	-	-	-
001-0700-412.43-40	OFFICE EQUIPMENT	-	-	150	150	150	150
001-0700-412.50-10	CRIME VICTIMS ASSISTANCE	785	334	1,400	1,400	1,400	1,400
001-0700-412.50-20	VOCA	-	-	-	-	-	-
001-0700-412.53-20	POSTAGE	333	417	500	500	500	500
001-0700-412.53-30	TELEPHONE	1,473	2,327	2,460	2,460	2,460	2,460
001-0700-412.55-00	PRINTING & BINDING	-	260	-	-	-	-
001-0700-412.58-10	TRAVEL, FOOD & LODGING	1,240	710	1,100	1,205	1,205	1,205
001-0700-412.58-50	TRAINING AND CONFERENCES	702	337	900	900	900	900
001-0700-412.58-70	MEMBERSHIPS/DUES/SUBS	652	582	700	740	740	740
001-0700-412.60-10	OFFICE SUPPLIES	1,173	1,217	1,300	1,300	1,300	1,300
001-0700-412.64-10	BOOKS AND PERIODICALS	12,517	12,918	13,000	14,000	14,000	14,000
001-0700-412.64-80	COMPUTER SOFTWARE	-	-	-	-	-	-
001-0700-412.69-50	MISCELLANEOUS EXPENSES	-	-	-	-	-	-
001-0700-412.69-80	ASSETS < \$5000	1,350	-	-	-	-	-
TOTAL MATERIALS AND SERVICES		23,532	28,671	32,630	34,275	34,275	34,275
001-0700-412.74-50	COMPUTER EQUIPMENT	2,191	1,569	-	-	-	-
TOTAL CAPITAL OUTLAY		2,191	1,569	-	-	-	-
SUB-TOTAL LEGAL		213,745	233,312	248,417	258,591	258,591	258,591

**City of The Dalles, Oregon
Fiscal Year 2010-11 Budget
GENERAL FUND – JUDICIAL**

Account Number	Account Description	FY 2007-2008 Actual	FY 2008-2009 Actual	FY 2009-2010 Budget	FY 2010-2011 Proposed Budget	FY 2010-2011 Approved Budget	FY 2010-2011 Adopted Budget
JUDICIAL							
001-0750-412.11-00	REGULAR SALARIES	37,774	40,372	42,075	43,810	43,810	43,810
001-0750-412.12-00	PARTTIME/TEMP SALARIES	28,795	27,978	31,782	32,260	32,260	32,260
001-0750-412.13-00	OVERTIME SALARIES	1,079	1,181	1,821	1,896	1,896	1,896
001-0750-412.21-10	MEDICAL INSURANCE	9,963	10,956	14,036	15,874	15,874	15,874
001-0750-412.21-20	L-T DISABILITY INSURANCE	249	356	258	269	269	269
001-0750-412.21-30	LIFE INSURANCE	52	60	69	69	69	69
001-0750-412.21-40	WORKERS COMP INSURANCE	338	468	243	299	299	299
001-0750-412.22-00	FICA	5,110	5,246	5,650	5,819	5,819	5,819
001-0750-412.23-00	RETIREMENT CONTRIBUTIONS	5,829	6,230	6,650	6,948	6,948	6,948
001-0750-412.28-00	VEBA CONTRIBUTIONS	-	718	787	843	843	843
TOTAL PERSONNEL SERVICE		89,188	93,565	103,371	108,087	108,087	108,087
001-0750-412.31-10	CONTRACTUAL SERVICES	8,641	7,095	8,000	8,000	8,000	8,000
001-0750-412.31-30	PRISONER MEDICAL SVCS	36	908	2,000	2,000	2,000	2,000
001-0750-412.31-85	WITNESS/JURY FEES	386	262	800	1,000	1,000	1,000
001-0750-412.31-90	PROSECUTING ATTORNEY	-	21,600	21,600	21,600	21,600	21,600
001-0750-412.32-30	COURT APPT ATTORNEY FEES	30,504	32,932	29,000	31,000	31,000	31,000
001-0750-412.33-15	INTERPRETOR FEES	1,550	2,152	2,000	2,000	2,000	2,000
001-0750-412.34-40	SOFTWARE MAINTENANCE	5,535	-	-	-	-	-
001-0750-412.43-40	OFFICE EQUIPMENT	-	1,317	-	-	-	-
001-0750-412.53-20	POSTAGE	2,456	1,870	2,500	2,700	2,700	2,700
001-0750-412.53-30	TELEPHONE	605	719	468	468	468	468
001-0750-412.58-10	TRAVEL, FOOD & LODGING	1,205	612	1,000	1,000	1,000	1,000
001-0750-412.58-50	TRAINING AND CONFERENCES	290	570	300	300	300	300
001-0750-412.58-70	MEMBERSHIPS/DUES/SUBS	255	85	200	240	240	240
001-0750-412.60-10	OFFICE SUPPLIES	1,502	1,154	1,300	1,300	1,300	1,300
001-0750-412.64-10	BOOKS AND PERIODICALS	5	-	50	50	50	50
001-0750-412.69-50	MISC. EXPENSES	58	-	-	-	-	-
001-0750-412.69-80	ASSETS < \$5000	300	-	2,500	300	300	300
TOTAL MATERIALS AND SERVICES		53,328	71,276	71,718	71,958	71,958	71,958
SUB-TOTAL JUDICIAL		142,516	164,841	175,089	180,045	180,045	180,045
TOTAL LEGAL AND JUDICIAL DEPARTMENT		356,262	398,153	423,506	438,636	438,636	438,636

**City of The Dalles, Oregon
Fiscal Year 2010-11 Budget**

Fund:	General (001)	
Department:	Finance/Utility Billing (0900-950)	Number of Employees: 5
Program:	Finance/Utility Billing (415)	Finance: 3 Utility Billing: 2

Mission

To provide the finest in financial information, projections and support services to the City Staff, City Manager, City Council, and external users in support of their decision making processes; and to aggressively respond to the needs of City Staff in their quest to provide quality services, while using the City's available resources in the best interests of all involved.

Description

The Finance Department is charged with a wide variety of tasks, including coordination of the City's annual budget and audit processes, and grant administration, as well as the general administrative functions, such as payroll, cash receipts, accounts payables, accounts receivables, fixed assets, and general ledger. The Department also processes all utility billing and collections for the City's water and wastewater utilities in a separate cost center (0950). The Finance Department prepares a wide range of internal and external financial reports for use by other organizations, City Council and its commissions, and City Staff, as well as the general citizenship. The Department also maintains all accounting functions and ledgers for QLife, the Urban Renewal District, and Tourism Promotion Funds. This Department maintains the primary Financial/Court computer system software.

2010-11 Goals, Projects and Highlights

- Continue to improve policies, processes and controls to increase compliance, efficiency, and security.
- Continue training and cross-training for all Department employees.

2009-10 Accomplishments/Comments

- Upgraded credit card system to accept utility billing payments via telephone and, potentially, though the City's website.
- Implemented a Positive Pay system that sends information electronically to the bank regarding checks that the City cuts to provide a comparative basis for cashing those checks and avoiding fraud.
- Implemented an Electronic Deposit System that sends checks received for payment to the bank instantly to increase controls and speed of access to those funds.
- Implemented an AutoPay system for utility billing payments that allows customers who sign up for the service to have their payments drafted directly from their accounts every month before the due date.
- Initiated reorganization of Finance Department for efficiency and cost savings.

**City of The Dalles, Oregon
Fiscal Year 2010-11 Budget**

GENERAL FUND – FINANCIAL

Account Number	Account Description	FY 2007-2008 Actual	FY 2008-2009 Actual	FY 2009-2010 Budget	FY 2010-2011 Proposed Budget	FY 2010-2011 Approved Budget	FY 2010-2011 Adopted Budget
FINANCE							
001-0900-415.11-00	REGULAR SALARIES	178,570	187,621	201,358	166,191	166,191	166,191
001-0900-415.12-00	PARTTIME/TEMP SALARIES	163	-	-	16,000	16,000	16,000
001-0900-415.13-00	OVERTIME SALARIES	2,533	24	11,095	7,678	7,678	7,678
001-0900-415.21-10	MEDICAL INSURANCE	33,314	40,636	46,365	49,425	49,425	49,425
001-0900-415.21-20	L-T DISABILITY INSURANCE	771	934	1,007	932	932	932
001-0900-415.21-30	LIFE INSURANCE	94	148	185	185	185	185
001-0900-415.21-40	WORKERS COMP INSURANCE	698	975	508	573	573	573
001-0900-415.22-00	FICA	13,309	13,896	16,253	14,525	14,525	14,525
001-0900-415.23-00	RETIREMENT CONTRIBUTIONS	8,905	19,074	28,681	25,632	25,632	25,632
001-0900-415.28-00	VEBA CONTRIBUTIONS	-	-	-	1,066	1,066	1,066
001-0900-415.29-00	OTHER EMPLOYEE BENEFITS	213	295	180	180	180	180
TOTAL PERSONNEL SERVICE		238,570	263,602	305,632	282,387	282,387	282,387
001-0900-415.31-10	CONTRACTUAL SERVICES	5,340	7,042	1,096	2,647	2,647	2,647
001-0900-415.31-20	ACCOUNTING/ADVISORY SVCS	-	-	7,500	7,000	7,000	7,000
001-0900-415.34-30	COMPUTER SERVICES	8,521	150	-	-	-	-
001-0900-415.34-40	SOFTWARE MAINTENANCE	15,112	-	-	-	-	-
001-0900-415.34-50	SPECIAL STUDIES & REPORTS	225	-	500	500	500	500
001-0900-415.43-20	COMPUTERS	20,598	144	-	-	-	-
001-0900-415.43-40	OFFICE EQUIPMENT	266	261	850	850	850	850
001-0900-415.44-20	RENTAL OF EQUIPMENT	3,432	3,410	3,432	3,410	3,410	3,410
001-0900-415.44-30	LEASE OF COMPUTER	10,675	4,586	-	-	-	-
001-0900-415.53-20	POSTAGE	2,574	2,328	3,000	3,000	3,000	3,000
001-0900-415.53-30	TELEPHONE	2,124	2,978	2,736	3,036	3,036	3,036
001-0900-415.53-40	LEGAL NOTICES	1,336	1,866	1,500	1,800	1,800	1,800
001-0900-415.54-00	ADVERTISING	203	-	-	-	-	-
001-0900-412.55-00	PRINTING & BINDING	1,493	1,550	2,500	2,500	2,500	2,500
001-0900-415.58-10	TRAVEL, FOOD & LODGING	1,838	2,805	4,000	3,200	3,200	3,200
001-0900-415.58-50	TRAINING AND CONFERENCES	10,520	7,605	2,250	2,250	2,250	2,250
001-0900-415.58-70	MEMBERSHIPS/DUES/SUBS	1,834	1,729	2,400	2,400	2,400	2,400
001-0900-415.60-10	OFFICE SUPPLIES	7,611	3,052	7,500	7,500	7,500	7,500
001-0900-415.64-80	COMPUTER SOFTWARE	-	-	1,000	-	-	-
001-0900-415.69-50	MISCELLANEOUS EXPENSES	4,377	2,336	2,500	2,500	2,500	2,500
001-0900-415.69-70	CASH SHORT/LONG	50	-	-	-	-	-
001-0900-415.69-80	ASSETS < \$5000	-	688	10,000	9,000	9,000	9,000
TOTAL MATERIALS AND SERVICES		98,131	42,531	52,764	51,593	51,593	51,593
001-0900-415.74-40	OFFICE EQUIPMENT	6,153	-	-	-	-	-
001-0900-415.74-50	COMPUTER EQUIPMENT	2,284	-	-	-	-	-
TOTAL CAPITAL OUTLAY		8,436	-	-	-	-	-
SUB-TOTAL FINANCE		345,137	306,133	358,396	333,980	333,980	333,980

**City of The Dalles, Oregon
Fiscal Year 2010-11 Budget**

GENERAL FUND – UTILITY BILLING

Account Number	Account Description	FY 2007-2008 Actual	FY 2008-2009 Actual	FY 2009-2010 Budget	FY 2010-2011 Proposed Budget	FY 2010-2011 Approved Budget	FY 2010-2011 Adopted Budget
UTILITY BILLING							
001-0950-415.11-00	REGULAR SALARIES	56,716	62,382	65,390	69,590	69,590	69,590
001-0950-415.12-00	PARTTIME/TEMP SALARIES	-	-	-	-	-	-
001-0950-415.13-00	OVERTIME SALARIES	1,812	1,959	5,659	6,022	6,022	6,022
001-0950-415.21-10	MEDICAL INSURANCE	17,522	20,796	24,897	28,573	28,573	28,573
001-0950-415.21-20	L-T DISABILITY INSURANCE	249	309	327	348	348	348
001-0950-415.21-30	LIFE INSURANCE	60	74	92	92	92	92
001-0950-415.21-40	WORKERS COMP INSURANCE	276	488	191	240	240	240
001-0950-415.22-00	FICA	4,325	4,690	5,435	5,784	5,784	5,784
001-0950-415.23-00	RETIREMENT CONTRIBUTIONS	7,378	8,422	9,591	10,208	10,208	10,208
001-0950-415.28-00	VEBA CONTRIBUTIONS	-	640	702	710	710	710
001-0950-415.29-00	OTHER EMPLOYEE BENEFITS	-	-	-	-	-	-
TOTAL PERSONNEL SERVICE		88,337	99,760	112,284	121,567	121,567	121,567
001-0950-415.31-10	CONTRACTUAL SERVICES	578	506	826	1,076	1,076	1,076
001-0950-415.34-40	SOFTWARE MAINTENANCE	14,275	-	-	-	-	-
001-0950-415.43-20	COMPUTERS	130	-	1,000	1,000	1,000	1,000
001-0950-415.43-40	OFFICE EQUIPMENT	266	261	600	600	600	600
001-0950-415.53-20	POSTAGE	18,904	20,637	21,200	22,480	22,480	22,480
001-0950-415.53-30	TELEPHONE	1,771	1,925	1,248	1,546	1,546	1,546
001-0950-415.55-00	PRINTING & BINDING	1,407	1,188	3,500	3,500	3,500	3,500
001-0950-415.58-10	TRAVEL, FOOD & LODGING	636	183	1,000	1,000	1,000	1,000
001-0950-415.58-50	TRAINING AND CONFERENCES	1,006	1,795	1,300	1,300	1,300	1,300
001-0950-415.60-10	OFFICE SUPPLIES	3,317	4,089	3,000	4,200	4,200	4,200
001-0950-415.64-80	COMPUTER SOFTWARE	-	-	1,000	-	-	-
001-0950-415.69-50	MISCELLANEOUS EXPENSES	604	679	1,000	1,000	1,000	1,000
001-0950-415.69-70	CASH SHORT/LONG	60	(141)	100	100	100	100
001-0950-415.69-80	ASSETS < \$5000	-	1,290	5,000	-	-	-
TOTAL MATERIALS AND SERVICES		42,954	32,411	40,774	37,802	37,802	37,802
001-0950-415.74-50	COMPUTER EQUIPMENT	7,876	-	-	-	-	-
TOTAL CAPITAL OUTLAY		7,876	-	-	-	-	-
SUB-TOTAL UTILITY BILLING		139,167	132,171	153,058	159,369	159,369	159,369
TOTAL FINANCE & UTILITY BILLING DEPARTMENT		484,304	438,304	511,454	493,349	493,349	493,349

**City of The Dalles, Oregon
Fiscal Year 2010-11 Budget**

Fund: General (001)
Department: Personnel (10)
Program: Personnel (416)

Mission

Provide responsive Human Resource management services for the City.

Description

The position of Personnel Director was eliminated from the 1997-98 budget. The City contracted with Wasco County for most human resource activities. The City Clerk assumed the position of City staff liaison with Wasco County. All departments assumed some personnel function previously managed by the Personnel Department. The City also has a Benefits Agent of Record who manages our benefit plans.

In the 2008 fiscal year, the General Services Department resumed administration of personnel services.

This budget includes funding to pay for labor attorney fees and for training for the City Clerk in the area of Human Resources.

2010-11 Goals, Projects and Highlights

- Continue Employee Recognition Program
- Conduct Retirement Fund and Open Enrollment Meetings for employees
- Continue City Wellness Program

2009-10 Accomplishments/Comments

- Scheduled free lunch hour employee wellness programs
- Continued an Employee Recognition Program
- Worked with BCI to provide employee benefits

GENERAL FUND – PERSONNEL

Account Number	Account Description	FY 2007-2008 Actual	FY 2008-2009 Actual	FY 2009-2010 Budget	FY 2010-2011 Proposed Budget	FY 2010-2011 Approved Budget	FY 2010-2011 Adopted Budget
PERSONNEL							
001-1000-416-31-10	CONTRACTUAL SERVICES	-	-	-	-	-	-
001-1000-416.34-50	SPECIAL STUDIES & REPORTS	-	210	500	500	500	500
001-1000-416.39-00	OTHER CONTRACTUAL SVCS	18,737	44	-	-	-	-
001-1000-416.39-10	OTHER LEGAL SERVICES	50	1,382	3,000	3,000	3,000	3,000
001-1000-416.50-60	EMPLOYEE RELATIONS	2,636	3,265	4,000	4,500	4,500	4,500
001-1000-416.53-20	POSTAGE	107	34	400	300	300	300
001-1000-416.58-50	TRAINING AND CONFERENCES	-	-	1,000	500	500	500
001-1000-416.60-10	OFFICE SUPPLIES	143	28	300	300	300	300
001-1000-416.60-90	OTHER SUPPLIES	-	-	200	-	-	-
001-1000-416.64-10	BOOKS AND PERIODICALS	-	-	300	300	300	300
001-1000-416.69-50	MISCELLANEOUS EXPENSES	-	542	500	500	500	500
TOTAL MATERIALS AND SERVICES		21,672	5,506	10,200	9,900	9,900	9,900
TOTAL PERSONNEL DEPARTMENT		21,672	5,506	10,200	9,900	9,900	9,900

**City of The Dalles, Oregon
Fiscal Year 2010-11 Budget**

Fund:	General Fund (001)	
Department:	Community Development (1100)	Number of Employees: 7 (6 FTE)
Program:	Community Development (421)	

Mission

“PREPARING FOR THE FUTURE” a long-standing mission carried out for the benefit of this community’s citizens and future generations through:

- Responsive, accurate, consistent, helpful and honest service to our citizens and customers.
- Aggressively pursuing meaningful citizen involvement in all planning endeavors.
- Active staff support for our citizen volunteers serving on the Planning Commission, Historic Landmarks Commission, Urban Renewal, and Ad Hoc Committees.
- Determined implementation of adopted plans, programs and policies.
- Helping to foster a climate of cooperation among City personnel, local citizens, special interest groups, and State and Federal agencies.

Description

The Community Development Department is responsible for:

- Current and Long Range Planning within the entire Urban Growth Boundary
- Right-of-Way Coordination
- Land Use Code and Inspection Enforcement
- Historic Landmarks Program
- Urban Renewal Program
- Enterprise Zone Program
- Other special projects as assigned.

There are five permanent, full-time positions in the proposed budget: Director, Senior Planner, Associate Planner, Development Inspector, and Planning Technician. There are also two permanent part-time positions in the proposed budget: Codes Enforcement officer and Administrative Secretary. A full-time RARE planner is budgeted for the coming year to update the Vision Action Plan.

2010-11 Goals, Projects and Highlights

- The primary goal of the Department will continue to be serving citizens in the most professional manner possible. The Department’s mission statement will continue to serve as the guiding principle for all actions.
- The customer satisfaction survey will be continued through 2010-11. Anyone who completes a permitting process with the Department will be sent a survey.
- The Department will continue to follow and complete the 2010 Council Goals and Objectives.
- Implementation of the new requirements for LID’s, developer reimbursements, and public improvements payments will continue to be maintained on the GIS and Access data bases.
- An additional round of Land Use and Development Ordinance (LUDO) amendments will be completed by June 30, 2011.
- Completion of the comprehensive land use plan, UGB, and NSA boundary amendments will be attempted through the State’s Periodic Review process.

- Implementation of the adopted annexation policy will continue with one more round of annexations by June 2011.
- The level of code enforcement work, currently 20 hours per week, will continue through 2010-11.
- Support for the development of the Geographic Information System (GIS) will continue.
- Other ongoing work will include timely processing of building permits, sign permits, development reviews, and a continued emphasis on right-of-way planning and urban growth area planning.
- Continue the Certified Local Government, Historic Preservation Program work, as well as grant work related to historic preservation efforts and other special projects such as the Pioneer Cemetery.
- Management of the Columbia Gateway Urban Renewal Program and Advisory Committee support will continue.
- Staff coordination for the Enterprise Zone program will continue.

2009-10 Accomplishments / Comments

- A major Plan Amendment for the Columbia Gateway Urban Renewal Program was completed. There is an approximate target sunset date of 2025 and an increase of the maximum indebtedness.
- Continued work on the on-going Comprehensive Land Use Plan, UGB, and National Scenic Area-Urban Exempt Area amendment process. Meetings with the Scenic Gorge Commission and the Warm Springs Tribe are continuing.
- Continuation of the annexation policy by annexing one group of properties.
- Continuation of the customer satisfaction survey. The Department received 30 new responses and enjoys an exceptionally high rating in all 12 categories.
- Staff continued to be active in support of the Planning Commission, Historic Landmarks Commission, Site (Development) Review Team, Urban Renewal Agency and Advisory Committee, and other community groups and Ad Hoc committees. Many hours per week were dedicated to helping these groups function properly and to carry out their role in the decision making process.
- In both current and long range planning efforts, coordination with other City departments, citizens, special interests groups, and State and Federal agencies have been given much attention. This is an ongoing effort, and the relationships developed over the years have continued to be strong.
- The Department continued to provide planning services to the County Planning and Economic Development Department within the Urban Growth Area, to City Public Works within the rights-of-way, and to the Urban Renewal Agency.
- Overall building permit activity was down 16% from 2008. Commercial and residential interest has increased in early 2010 however.
- On-going coordination with Code Enforcement has been a major focus of effort. Consistent enforcement of planning ordinances creates the ability to be effective and gives credibility to the entire planning effort.

Major issues to be resolved in the next 5 years

- Development of major Urban Renewal projects and implementation of the amended Urban Renewal Plan.
- Complete the planning and zoning within the expanded area of the Scenic Area Boundary and within the new Urban Growth Boundary.
- Maintain the Certified Local Government status of the Historic Landmarks Commission. Implementation of the various master plans.

**City of The Dalles, Oregon
Fiscal Year 2010-11 Budget**

GENERAL FUND – COMMUNITY DEVELOPMENT

Account Number	Account Description	FY 2007-2008 Actual	FY 2008-2009 Actual	FY 2009-2010 Budget	FY 2010-2011 Proposed Budget	FY 2010-2011 Approved Budget	FY 2010-2011 Adopted Budget
COMMUNITY DEVELOPMENT							
001-1100-417.11-00	REGULAR SALARIES	277,126	282,776	285,999	308,511	308,511	308,511
001-1100-417.12-00	PARTTIME/TEMP SALARIES	19,440	31,635	33,186	35,877	35,877	35,877
001-1100-417.13-00	OVERTIME SALARIES	493	75	3,872	4,527	4,527	4,527
001-1100-417.21-10	MEDICAL INSURANCE	56,502	53,480	63,830	73,246	73,246	73,246
001-1100-417.21-20	L-T DISABILITY INSURANCE	1,247	1,484	1,523	1,644	1,644	1,644
001-1100-417.21-30	LIFE INSURANCE	221	225	277	278	278	278
001-1100-417.21-40	WORKERS COMP INSURANCE	1,361	1,689	1,126	1,447	1,447	1,447
001-1100-417.22-00	FICA	21,773	23,014	24,418	26,346	26,346	26,346
001-1100-417.23-00	RETIREMENT CONTRIBUTIONS	35,688	40,109	41,126	44,399	44,399	44,399
001-1100-417.28-00	VEBA CONTRIBUTIONS	-	1,574	2,852	3,485	3,485	3,485
001-1100-417.29-00	OTHER EMPLOYEE BENEFITS	120	340	120	120	120	120
TOTAL PERSONNEL SERVICE		413,971	436,402	458,329	499,880	499,880	499,880
001-1100-417.31-10	CONTRACTUAL SERVICES	32,782	10,305	18,135	42,325	42,325	42,325
001-1100-417.34-10	ENGINEERING SERVICES	-	-	3,000	-	-	-
001-1100-417.35-40	BASE MAPPING	-	840	1,000	1,000	1,000	1,000
001-1100-417.35-60	FILING FEES	-	112	500	700	700	700
001-1100-417.39-00	OTHER CONTRACTUAL SVCS	10,365	22,203	22,000	19,050	19,050	19,050
001-1100-417.43-10	BUILDINGS AND GROUNDS	645	1,999	2,000	2,000	2,000	2,000
001-1100-417.43-20	COMPUTERS	53	-	-	-	-	-
001-1100-417.43-40	OFFICE EQUIPMENT	598	563	1,000	1,000	1,000	1,000
001-1100-417.43-45	JOINT USE OF LABOR / EQUIP	49	44	50	50	50	50
001-1100-417.43-50	VEHICLES	34	113	600	600	600	600
001-1100-417.43-51	GAS/OIL/DIESEL/LUBRICANTS	1,056	998	1,200	1,200	1,200	1,200
001-1100-417.43-52	TIRES AND TIRE REPAIRS	104	55	200	500	500	500
001-1100-417.53-20	POSTAGE	4,062	4,743	5,200	5,200	5,200	5,200
001-1100-417.53-30	TELEPHONE	2,958	4,162	3,948	4,188	4,188	4,188
001-1100-417.53-40	LEGAL NOTICES	1,509	1,324	1,750	2,000	2,000	2,000
001-1100-417.54-00	ADVERTISING	428	-	400	400	400	400
001-1100-417.55-00	PRINTING AND BINDING	556	1,623	1,500	1,000	1,000	1,000
001-1100-417.57-00	PERMITS	900	900	900	900	900	900
001-1100-417.58-10	TRAVEL, FOOD & LODGING	1,753	1,202	1,800	1,500	1,500	1,500
001-1100-417.58-50	TRAINING AND CONFERENCES	661	354	1,000	1,000	1,000	1,000
001-1100-417.58-70	MEMBERSHIPS/DUES/SUBS	1,366	1,547	1,400	1,400	1,400	1,400
001-1100-417.60-10	OFFICE SUPPLIES	3,211	4,217	4,500	4,000	4,000	4,000
001-1100-417.60-85	SPECIAL DEPT SUPPLIES	-	7,995	250	250	250	250
001-1100-417.64-10	BOOKS AND PERIODICALS	209	125	300	300	300	300
001-1100-417.64-80	COMPUTER SOFTWARE	2,513	1,998	3,226	500	500	500
001-1100-417.69-50	MISCELLANEOUS EXPENSES	40	26	100	100	100	100
001-1100-417.69-80	ASSETS < \$5000	-	-	7,200	3,000	3,000	3,000
TOTAL MATERIALS AND SERVICES		65,850	67,448	83,159	94,163	94,163	94,163
001-1100-417.73-30	IMPRV OTHER THAN BUILDING	1,570	4,500	-	-	-	-
001-1100-417.74-20	VEHICLES	-	11,950	-	-	-	-
001-1100-417.74-40	OFFICE EQUIPMENT	1,924	-	-	5,900	5,900	5,900
001-1100-417.74-50	COMPUTER EQUIPMENT	3,567	1,538	-	-	-	-
TOTAL CAPITAL OUTLAY		7,061	17,987	-	5,900	5,900	5,900
TOTAL COMMUNITY DEVELOPMENT DEPARTMENT		486,882	521,837	541,488	599,943	599,943	599,943

**City of The Dalles, Oregon
Fiscal Year 2010-11 Budget**

Fund:	General (110)	
Department:	Police (013)	Number of Employees: 25 (23.5 FTE)
Program:	Public Safety (421)	

Mission:

“STRIVE FOR EXCELLENCE”

Description:

The Police Department is responsible for the public safety within the city limits of the City of The Dalles. Services include, but are not limited to:

- Protection of life and property
- The detection and apprehension of offenders
- Enforcement of state laws, City ordinances, and traffic laws
- Protection of The Dalles Municipal Watershed

The department is budgeted for 23 full time positions including: 1 Chief, 1 Captain, 4 Sergeants, 15 Police Officers, 1 Administrative Secretary, and 1 Department Secretary.

Non-enforcement programs include:

- Neighborhood Watch
- Police Reserves

The Department works very closely with other law enforcement agencies in the area, as well as the Council and other City departments. The Department’s working relationship with other local law enforcement agencies is one of the finest in the state.

2010-11 Goals, Projects and Highlights

- Continuance of good interagency relationships
- Enhance training
- Maintain a fully staffed department

Major Issues to be Resolved in the Next Five Years

- Adequately serve the City’s newly annexed areas

**City of The Dalles, Oregon
Fiscal Year 2009-10 Budget
GENERAL FUND – POLICE**

Account Number	Account Description	FY 2007-2008	FY 2008-2009	FY 2009-2010	FY 2010-2011	FY 2010-2011	FY 2010-2011
		Actual	Actual	Budget	Proposed Budget	Approved Budget	Adopted Budget
001-1300-421.11-00	REGULAR SALARIES	1,085,733	1,213,771	1,296,640	1,365,460	1,365,460	1,365,460
001-1300-421.12-00	PARTTIME/TEMP SALARIES	4,493	8,250	8,927	9,720	9,720	9,720
001-1300-421.13-00	OVERTIME SALARIES	99,517	107,197	99,000	110,000	110,000	110,000
001-1300-421.13-10	DUI OVERTIME SALARIES	9,793	7,752	8,000	8,000	8,000	8,000
001-1300-421.13-15	MIP-A OVERTIME SALARIES	-	3,758	-	-	-	-
001-1300-421.13-20	SHIFT MINIMUM COVERAGE	2,939	-	-	-	-	-
001-1300-421.14-00	BI-LINGUAL INCENTIVE 5%	-	-	-	3,000	3,000	3,000
001-1300-421.21-10	MEDICAL INSURANCE	223,162	256,590	294,218	343,888	343,888	343,888
001-1300-421.21-20	L-T DISABILITY INSURANCE	4,688	5,791	6,489	6,835	6,835	6,835
001-1300-421.21-30	LIFE INSURANCE	716	883	1,072	1,118	1,118	1,118
001-1300-421.21-40	WORKERS COMP INSURANCE	52,898	59,215	64,085	75,266	75,266	75,266
001-1300-421.22-00	FICA	90,849	101,097	109,280	115,529	115,529	115,529
001-1300-421.23-00	RETIREMENT CONTRIBUTIONS	228,538	261,237	275,163	281,035	281,035	281,035
001-1300-421.24-00	COPS GRANT - SALARY + BENEFITS	-	-	69,957	-	-	-
001-1300-421.28-00	VEBA CONTRIBUTIONS	-	7,063	11,500	7,939	7,939	7,939
001-1300-421.29-00	OTHER EMPLOYEE BENEFITS	235	1,320	240	240	240	240
TOTAL PERSONNEL SERVICE		1,803,561	2,033,924	2,244,571	2,328,030	2,328,030	2,328,030
001-1300-421.31-10	CONTRACTUAL SERVICES	565	818	1,065	1,065	1,065	1,065
001-1300-421.31-40	WASCO CO COMMUNICATIONS	244,174	203,627	205,558	258,877	245,974	245,974
001-1300-421.31-70	RECRUITING EXPENSES	1,470	1,500	3,000	3,000	3,000	3,000
001-1300-421.33-15	INTERPRETOR FEES	54	192	400	400	400	400
001-1300-421.33-40	TOWING SERVICES	1,630	1,107	2,500	2,500	2,500	2,500
001-1300-421.33-70	CUSTODIAL MEDICAL EXPENSE	-	-	500	500	500	500
001-1300-421.34-40	SOFTWARE MAINTENANCE	3,860	4,118	4,400	4,400	4,400	4,400
001-1300-421.41-10	WATER & SEWER	745	792	950	950	950	950
001-1300-421.41-20	GARBAGE SERVICES	1,198	1,276	1,400	1,400	1,400	1,400
001-1300-421.41-40	ELECTRICITY	7,087	7,010	8,500	8,500	8,500	8,500
001-1300-421.42-00	JANITORIAL SERVICES	8,000	8,000	8,360	9,360	9,360	9,360
001-1300-421.43-10	BUILDINGS AND GROUNDS	4,497	6,147	6,200	6,200	6,200	6,200
001-1300-421.43-30	RADIO EQUIPMENT	3,794	2,125	4,500	4,500	4,500	4,500
001-1300-421.43-40	OFFICE EQUIPMENT	298	886	2,000	2,000	2,000	2,000
001-1300-421.43-50	VEHICLES	22,967	15,391	17,000	17,000	17,000	17,000
001-1300-421.43-51	GAS/OIL/DIESEL/LUBRICANTS	45,049	35,950	43,000	40,000	40,000	40,000
001-1300-421.43-52	TIRES AND TIRE REPAIRS	3,824	5,017	6,500	6,500	6,500	6,500
001-1300-421.43-75	ELEVATOR MAINTENANCE	2,248	2,248	2,500	2,500	2,500	2,500
001-1300-421.43-77	HVAC SYSTEMS	106	379	1,000	1,000	1,000	1,000
001-1300-421.50-40	HEPATITIS PROGRAM	134	224	300	300	300	300
001-1300-421.53-20	POSTAGE	2,238	1,543	2,500	2,500	2,500	2,500
001-1300-421.53-30	TELEPHONE	10,441	11,730	18,392	18,392	18,392	18,392
001-1300-421.54-00	ADVERTISING	125	322	300	400	400	400
001-1300-421.56-00	MICROFILMING	1,231	1,467	2,000	2,000	2,000	2,000
001-1300-421.58-10	TRAVEL, FOOD & LODGING	-	110	-	-	-	-
001-1300-421.58-50	TRAINING AND CONFERENCES	11,798	16,281	14,500	15,000	15,000	15,000
001-1300-421.58-70	MEMBERSHIPS/DUES/SUBS	647	754	900	900	900	900
001-1300-421.59-10	SERT TEAM	5,650	5,405	6,500	6,000	6,000	6,000
001-1300-421.59-15	RESERVES	4,581	586	3,000	4,000	4,000	4,000
001-1300-421.59-25	CRIME PREVENTION	934	699	1,500	1,500	1,500	1,500
001-1300-421.60-10	OFFICE SUPPLIES	4,159	2,969	4,000	5,000	5,000	5,000
001-1300-421.60-20	JANITORIAL SUPPLIES	340	240	600	600	600	600
001-1300-421.60-65	AMMUNITION	5,643	5,810	6,000	6,500	6,500	6,500
001-1300-421.60-70	DRUG FORFEITURE ITEMS	3,388	3,891	7,000	7,000	7,000	7,000
001-1300-421.60-80	CLOTHING	15,572	11,680	17,400	17,000	17,000	17,000
001-1300-421.60-85	SPECIAL DEPT SUPPLIES	8,867	8,418	8,500	8,500	8,500	8,500
001-1300-421.64-80	COMPUTER SOFTWARE	180	-	1,000	1,000	1,000	1,000
001-1300-421.65-00	BYRNE JAF (POLICE) GRANT EXPENSES	-	-	10,000	-	-	-
001-1300-421.69-50	MISCELLANEOUS EXPENSES	-	4,419	1,200	1,200	1,200	1,200
001-1300-421.69-80	ASSETS < \$5000	1,368	887	6,800	18,700	18,700	18,700
TOTAL MATERIALS AND SERVICES		428,865	374,280	431,725	487,144	474,241	474,241
001-1300-421.72-20	BUILDINGS	8,388	-	3,000	8,000	8,000	8,000
001-1300-421.74-20	VEHICLES	44,521	75,460	50,500	103,900	103,900	103,900
001-1300-421.74-25	COMMUNICATIONS EQUIPMENT	-	-	-	-	-	17,750
001-1300-421.74-40	OFFICE EQUIPMENT	5,968	-	-	-	-	-
001-1300-421.74-50	COMPUTER EQUIPMENT	10,923	1,563	6,000	-	-	-
001-1300-421.74-90	EQUIPMENT, OTHER	15,396	7,172	-	10,000	10,000	10,000
TOTAL CAPITAL OUTLAY		85,196	84,195	59,500	121,900	121,900	139,650
TOTAL POLICE DEPARTMENT		2,317,622	2,492,399	2,735,796	2,937,074	2,924,171	2,941,921

**City of The Dalles, Oregon
Fiscal Year 2010-10 Budget**

Fund: General (001)
Department: Technology (1700)
Program: Other (419)

Mission

To provide skilled and timely support, maintenance, replacement and upgrades for the City-wide information technology systems, including hardware and software, in order to needs and facilitate the operations of City Staff.

Description

The City will continue contracting with the Education Service District Region 9 (ESD) at Columbia Gorge Community College to provide 40 hours of IT assistance per week. This year we are paying about \$17,000 to have a single senior technician full time.

The proposed budget for FY10/11 contains the General Fund Technology Department where the costs for the City-wide information systems have been consolidated. Some major items that are included in this new Department are servers, switches, Navaline maintenance contracts, and the contract with ESD. Costs of replacing individual computers, software or maintenance that are specific to individual Departments or Funds have not been included in this proposed Technology Department budget.

2010-11 Goals, Projects and Highlights

- Continue to look for and correct system weaknesses

2009-10 Accomplishments/Comments

- Review all systems and develop a Capital Improvement Plan for the City-wide Information systems
- New Website

GENERAL FUND – TECHNOLOGY

Account Number	Account Description	FY 2007-2008 Actual	FY 2008-2009 Actual	FY 2009-2010 Budget	FY 2010-2011 Proposed Budget	FY 2010-2011 Approved Budget	FY 2010-2011 Adopted Budget
TECHNOLOGY DEPARTMENT							
001-1700-419.31-10	CONTRACTUAL SERVICES		73,539	78,240	95,074	95,074	95,074
001-1700-419.39-00	OTHER CONTRACTUAL SERVICES	-	68,967	6,240	5,340	5,340	5,340
001-1700-419.34-30	COMPUTER SERVICES		23,658	70,376	72,428	72,428	72,428
001-1700-419.34-40	SOFTWARE MAINTENANCE	-	-	11,426	11,000	11,000	11,000
001-1700-419.69-50	MISCELLANEOUS EXPENSES		120	2,200	2,200	2,200	2,200
001-1700-419.69-80	ASSETS < \$5000	-	-	2,000	3,150	3,150	3,150
TOTAL MATERIALS AND SERVICES		-	166,285	170,482	189,192	189,192	189,192
CAPITAL OUTLAY							
001-1700-419.74-50	COMPUTER EQUIPMENT	-	-	-	-	-	-
001-1700-419.74-60	NETWORK EQUIPMENT	-	-	-	13,000	13,000	13,000
TOTAL CAPITAL OUTLAY		-	-	-	13,000	13,000	13,000
TOTAL TECHNOLOGY DEPARTMENT		-	166,285	170,482	202,192	202,192	202,192

**City of The Dalles, Oregon
Fiscal Year 2010-11 Budget**

Fund:	General (001)	
Department:	City Hall (2300) and Transportation Center (2366)	
Program:	Other (419)	Number of Employees: 2 (1.75 FTE)

Mission

To provide for maintenance and preservation of the City's facilities, structures and grounds, including historic City Hall. The City values its heritage and is dedicated to preserving our historic assets.

Description

The City Hall Department accounts for annual repairs and maintenance to preserve the appearance and integrity of our structures. Expenditures from this department include normal repairs and maintenance line items for City Hall and other City owned, non-Public Works buildings. All insurance costs related to general government services are recorded in this department.

The operation and maintenance of the Transportation Center is budgeted in the City Hall Department as a separate division. The Transportation Center serves as the local depot for the Greyhound bus line and two local transportation programs operated by Mid-Columbia Council of Governments.

Annually, we adjust the distribution of the time of the Maintenance Repair Technician to reflect the prior year's actual costs. Maintenance provided to the Airport is billed on a per request basis. After reviewing the current year, we are distributing the 2010-11 fiscal year expenses the same as last year:

City Hall:	40%
Police Facility	5%
Library	15%
State Office Building	40%

2010-11 Goals, Projects and Highlights

- City Hall seismic upgrades to roof
- Window rehabilitation project
- Repair water and sewer at Second Street breezeway
- Repair roof at Second Street breezeway

2009-10 Accomplishments/Comments

- Completed City Hall remodel Phase IV
- Continue maintenance and minor repairs to City Hall and other City owned facilities
- Replace lighting in Municipal Court
- Replacement of outdated wiring
- Re-stripe City Hall parking lot
- Repairs to roof of Gitchell Building
- Replace broken sidewalk at Transportation Center
- Paint interior of Transportation Center
- Remove/repair planter and trees at Transportation Center

**City of The Dalles, Oregon
Fiscal Year 2010-11 Budget**

GENERAL FUND – CITY HALL

Account Number	Account Description	FY 2007-2008 Actual	FY 2008-2009 Actual	FY 2009-2010 Budget	FY 2010-2011 Proposed Budget	FY 2010-2011 Approved Budget	FY 2010-2011 Adopted Budget
CITY HALL							
001-2300-419.11-00	REGULAR SALARIES	20,270	21,400	17,715	18,489	32,926	32,926
001-2300-419.12-00	PARTTIME/TEMP SALARIES	3,958	11,878	8,688	12,837	-	-
001-2300-419.13-00	OVERTIME SALARIES	-	-	500	500	500	500
001-2300-419.21-10	MEDICAL INSURANCE	2,479	6,811	7,621	8,741	8,741	8,741
001-2300-419.21-20	L-T DISABILITY INSURANCE	84	153	132	157	157	157
001-2300-419.21-30	LIFE INSURANCE	17	38	37	37	37	37
001-2300-419.21-40	WORKERS COMP INSURANCE	1,087	1,085	950	1,347	1,347	1,347
001-2300-419.22-00	FICA	1,744	2,461	2,058	2,435	2,435	2,435
001-2300-419.23-00	RETIREMENT	2,698	2,878	3,564	4,229	4,229	4,229
TOTAL PERSONNEL SERVICES		32,337	46,704	41,265	48,772	50,372	50,372
001-2300-419.31-10	CONTRACTUAL SERVICES	-	-	100	100	100	100
001-2300-419.41-10	WATER & SEWER	2,398	2,761	3,800	3,800	3,800	3,800
001-2300-419.41-20	GARBAGE SERVICES	897	941	1,200	1,200	1,200	1,200
001-2300-419.41-30	NATURAL GAS	690	696	600	700	700	700
001-2300-419.41-40	ELECTRICITY	13,686	13,943	16,000	16,000	16,000	16,000
001-2300-419.42-00	JANITORIAL SERVICES	13,870	13,870	14,000	15,600	15,600	15,600
001-2300-419.43-10	BUILDINGS AND GROUNDS	5,219	3,504	3,500	12,730	12,730	12,730
001-2300-419.43-12	ARCO LOT	-	1,107	1,000	750	750	750
001-2300-419.43-13	GITCHELL BUILDING	-	-	300	900	900	900
001-2300-419.43-16	KLINDT ANNEX	24	37	500	500	500	500
001-2300-419.43-45	JOINT USE OF LABOR/EQUIP	607	382	500	500	500	500
001-2300-419.43-50	VEHICLES	250	443	2,400	1,500	1,500	1,500
001-2300-419.43-51	GAS/OIL/DIESEL/LUBRICANTS	1,912	2,243	2,400	2,500	2,500	2,500
001-2300-419.43-52	TIRES AND TIRE REPAIRS	100	333	500	1,600	1,600	1,600
001-2300-419.43-70	GENERAL EQUIPMENT	22	392	400	400	400	400
001-2300-419.43-72	ELECTRICAL SYSTEMS	359	917	9,500	1,000	1,000	1,000
001-2300-419.43-73	PLUMBING	5	1,904	1,000	1,000	1,000	1,000
001-2300-419.43-75	ELEVATORS	2,274	2,383	2,800	2,900	2,900	2,900
001-2300-419.43-77	HVAC SYSTEMS	433	7,822	1,500	1,500	1,500	1,500
001-2300-419.43-80	SHOP EQUIPMENT	132	438	500	500	500	500
001-2300-419.50-20	PEST CONTROL	2,500	5,882	17,500	7,500	7,500	7,500
001-2300-419.52-10	LIABILITY INSURANCE	37,379	37,518	42,000	48,851	48,851	48,851
001-2300-419.52-30	PROPERTY INSURANCE	7,511	7,064	8,452	10,868	10,868	10,868
001-2300-419.52-50	AUTOMOTIVE INSURANCE	12,744	11,331	13,185	9,453	9,453	9,453
001-2300-419.52-70	FIDELITY BOND	1,386	1,386	1,500	1,500	1,500	1,500
001-2300-419.53-30	TELEPHONE	923	2,400	3,800	4,000	4,900	4,900
001-2300-419.58-10	TRAVEL, FOOD & LODGING	-	-	250	200	200	200
001-2300-419.58-50	TRAINING AND CONFERENCES	-	-	300	200	200	200
001-2300-419.60-10	OFFICE SUPPLIES	86	62	300	200	200	200
001-2300-419.60-20	JANITORIAL SUPPLIES	2,407	2,651	2,800	2,900	2,900	2,900
001-2300-419.60-80	CLOTHING	89	866	860	860	860	860
001-2300-419.60-85	SPECIAL DEPT SUPPLIES	162	128	300	-	-	-
001-2300-419.60-90	OTHER SUPPLIES	-	-	500	-	-	-
001-2300-419.69-50	MISCELLANEOUS EXPENSES	230	1,286	500	800	800	800
001-2300-419.69-80	ASSETS < \$5000	-	-	2,000	-	-	-
TOTAL MATERIALS AND SERVICES		108,293	124,688	156,747	153,012	153,912	153,912
001-2300-419.72-20	BUILDINGS	-	552	-	-	-	-
001-2300-419.74-20	VEHICLES	-	10,000	-	-	-	-
001-2300-419.74-90	EQUIPMENT, OTHER	-	-	-	-	-	-
TOTAL CAPITAL OUTLAY		-	10,552	-	-	-	-
SUB-TOTAL CITY HALL		140,630	181,945	198,012	201,784	204,284	204,284

**City of The Dalles, Oregon
Fiscal Year 2010-11 Budget**

GENERAL FUND – TRANSPORTATION CENTER

Account Number	Account Description	FY 2007-2008 Actual	FY 2008-2009 Actual	FY 2009-2010 Budget	FY 2010-2011 Proposed Budget	FY 2010-2011 Approved Budget	FY 2010-2011 Adopted Budget
TRANSPORTATION CENTER							
001-2366-419.41-10	WATER & SEWER	1,031	1,142	1,450	1,500	1,500	1,500
001-2366-419.41-20	GARBAGE SERVICES	741	805	950	950	950	950
001-2366-419.41-30	NATURAL GAS	406	574	650	650	650	650
001-2366-419.41-40	ELECTRICITY	1,631	1,722	2,000	2,200	2,200	2,200
001-2366-419.43-10	BUILDINGS AND GROUNDS	6,410	10,106	18,000	4,000	4,000	4,000
001-2366-419.43-72	ELECTRICAL SYSTEMS	33	147	500	500	500	500
001-2366-419.43-73	PLUMBING	5	4,460	1,500	1,000	1,000	1,000
001-2366-419.43-77	HVAC SYSTEMS	-	15	250	250	250	250
001-2366-419-52-30	PROPERTY INSURANCE	294	297	340	335	335	335
001-2366-419.60-20	JANITORIAL SUPPLIES	839	786	1,000	800	800	800
TOTAL MATERIALS AND SERVICES		11,389	20,053	26,640	12,185	12,185	12,185
SUB-TOTAL TRANSPORTATION CENTER		11,389	20,053	26,640	12,185	12,185	12,185
TOTAL CITY HALL & TRANSPORTATION CENTER		152,018	201,998	224,652	213,969	216,469	216,469

**City of The Dalles, Oregon
Fiscal Year 2010-11 Budget**

Fund:	General (001)	
Department:	Codes Enforcement (40)	Number of Employees: 1
Program:	Public Safety (424)	

Mission

Enhance the image and livability of the community through fair enforcement of the City's ordinances, particularly addressing nuisance abatement processes; work with citizens to solve problems and issues while protecting property rights and freedoms.

Description

In 2007-2008, the nuisance codes enforcement budget was increased to fund a full time position. In 2008-2009, responsibility for supervision of the nuisance codes enforcement was transferred from the City Clerk/General Services Director to the City Attorney's office. Land use code enforcement has been assigned to the Community Development Department and will continue to be included in that department's budget.

2010-11 Goals, Projects and Highlights

- Continue to make progress towards eradication of puncture vine.
- Develop contacts with local churches, non-profit organizations, social service agencies, and other organizations serving the public to explore options and alternatives for assisting with citizen abatement of nuisances.
- Review existing provisions of nuisance abatement ordinances to ensure compliance with recent court decisions.
- Continue with educational efforts to inform citizens concerning nuisance abatement issues throughout the City.

2009-10 Accomplishments/Comments

- Secured voluntary cooperation of local property owners in abating nuisance conditions on their properties.
- Maintained partnerships with local companies to assist citizens with voluntary compliance (The Dalles Disposal, Les Schwab Tires, Rivers Edge Towing, etc.).
- Maintained block-by-block inspection standards for neighborhoods with multiple properties with numerous minor code violations.
- Response to initial program paying for the turn-in of puncture vice was very positive.

Major Issues to be resolved in the next 5 years

- Develop a strategy for efficient, effective, and fair enforcement of nuisance ordinances for properties on west side of the City, which will start becoming subject to the City's nuisance ordinances in March 2011.

**City of The Dalles, Oregon
Fiscal Year 2010-11 Budget**

GENERAL FUND – CODES ENFORCEMENT

Account Number	Account Description	FY 2007-2008 Actual	FY 2008-2009 Actual	FY 2009-2010 Budget	FY 2010-2011 Proposed Budget	FY 2010-2011 Approved Budget	FY 2010-2011 Adopted Budget
CODES ENFORCEMENT							
001-4000-424.11-00	REGULAR SALARIES	29,807	32,192	34,202	34,540	34,540	34,540
001-4000-421-21-10	MEDICAL INSURANCE	9,125	10,937	12,449	7,566	7,566	7,566
001-4000-421.21-20	L-T DISABILITY INSURANCE	122	160	171	173	173	173
001-4000-421.21-30	LIFE INSURANCE	34	40	46	46	46	46
001-4000-424.21-40	WORKERS COMP INSURANCE	170	175	139	168	168	168
001-4000-424.22-00	FICA	2,217	2,441	2,616	2,642	2,642	2,642
001-4000-424.23-00	RETIREMENT	-	3,959	4,617	777	777	777
001-4000-424-29-00	OTHER EMPLOYEE BENEFITS	-	360	-	60	60	60
TOTAL PERSONNEL SERVICE		41,474	50,263	54,240	45,972	45,972	45,972
001-4000-424.31-10	CONTRACTUAL SERVICES	5,413	4,117	7,500	9,500	9,500	9,500
001-4000-424.39-00	OTHER CONTRACTUAL SRVCS	2,538	2,652	2,500	2,500	2,500	2,500
001-4000-424.43-50	VEHICLES	72	314	300	500	500	500
001-4000-424.43-51	GAS/OIL/DIESEL/LUBRICANTS	814	1,020	600	1,000	1,000	1,000
001-4000-424.43-52	TIRES AND TIRE REPAIRS	104	110	250	250	250	250
001-4000-424.53-20	POSTAGE	952	1,088	1,200	1,200	1,200	1,200
001-4000-424.53-30	TELEPHONE	1,469	1,543	1,896	1,896	1,896	1,896
001-4000-424.58-10	TRAVEL, FOOD & LODGING	197	537	750	750	750	750
001-4000-424.58-50	TRAINING AND CONFERENCES	165	620	500	500	500	500
001-4000-424.58-70	MEMBERSHIPS/DUES/SUBS	50	125	125	125	125	125
001-4000-424.60-10	OFFICE SUPPLIES	835	301	750	750	750	750
001-4000-424.64-80	COMPUTER SOFTWARE	-	75	-	-	-	-
001-4000-424.64-80	ASSETS < \$5000	-	-	-	2,000	2,000	2,000
TOTAL MATERIALS AND SERVICES		12,608	12,501	16,371	20,971	20,971	20,971
TOTAL CODES ENFORCEMENT DEPARTMENT		54,082	62,764	70,611	66,943	66,943	66,943

**City of The Dalles, Oregon
Fiscal Year 2010-11 Budget**

Fund: General (001)
Department: Other Financing Uses (95)
Program: Other (490)

Description

Other Financing Uses is broken into four groups. They are the following:

- Charges for Services are funding operations needed by the City to be paid to outside agencies and an Internal Service Fund (audit requirement). In this case we are paying Wasco County for Animal Control Operations, and the Chamber of Commerce for Tourism Services.
- Operating Transfers Out is funding other operating funds of the City. These are the Library Fund, Airport Fund and Capital Projects Fund for debt service to river access project. We also transfer to the Unemployment Fund to provide a reserve for City unemployment claims.
- The third group called “contributions to other agencies” is where the City is contributing its own tax dollars to a public agency to provide products and service to the people of the City. We are providing 1.5% of the 8.0% transient room taxes paid to the City to the Northern Wasco County Parks & Recreation District.
- The General Fund Contingency and the General Fund Unappropriated Ending Fund balance are the fourth piece of the other financing uses. These two items make up the only contingency and working capital reserve of the City outside the Public Works Funds. There are no other financial funds or financial instruments in an investment fund of any type.

2010-2011 Goals, Projects, and Highlights

- To maintain all revenue resources to cover all four groups above with sufficient funding to meet the needs of the City and other entities.
- The General Fund Contingency proposed at 10% plus about \$90,671 for future technology purchases (BIP 10-004).
- Working with Wasco County to address crisis in Animal control shelter funding (BIP 10-020).

2009-2010 Accomplishments/Comments

- We continued to meet all of our commitments to “other uses” within the budget.

Major Issues to be resolved in the next 5 years

- A reduction in the transfers out to the Airport as it is re-established as a regional airport.
- Maintain the General Fund contingency at 10%.
- Maintain an unappropriated ending fund balance that can support the General Fund activities through the revenue shortfall months of July through October, ensuring the City does not have to borrow funds to maintain recurring expenses (BIP 10-004).

**City of The Dalles, Oregon
Fiscal Year 2010-11 Budget**

GENERAL FUND – OTHER FINANCING ISSUES

Account Number	Account Description	FY 2007-2008 Actual	FY 2008-2009 Actual	FY 2009-2010 Budget	FY 2010-2011 Proposed Budget	FY 2010-2011 Approved Budget	FY 2010-2011 Adopted Budget
OTHER USES							
001-9500-490.80-05	ANIMAL CONTROL	68,068	97,399	93,145	100,000	102,576	102,576
001-9500-490.80-10	TOURISM	205,972	211,451	220,030	220,030	220,030	240,030
001-9500-490.80-15	TECHNOLOGY	42,000	-	-	-	-	-
TOTAL CHARGES FOR SERVICES		316,040	308,850	313,175	320,030	322,606	342,606
001-9500-490.81-04	LIBRARY	174,196	13,901	5,575	-	-	-
001-9500-490.81-10	UNEMPLOYMENT FUND	9,590	9,590	-	-	-	-
001-9500-490.81-18	SPECIAL GRANTS FUND	-	30,000	-	-	-	-
001-9500-490.81-37	CAPITAL PROJECTS FUND	59,231	59,231	43,231	43,231	43,231	43,231
001-9500-490.81-56	SEWER SPECIAL RESERVE FUND	-	-	5,367	-	-	-
001-9500-490.81-61	TO AIRPORT FUND	64,396	64,515	65,000	65,000	65,000	65,000
TOTAL OPERATING TRANSFERS OUT		307,413	177,237	119,173	108,231	108,231	108,231
001-9500-490.82-05	NW COUNTY PARKS & REC	119,190	129,069	128,838	120,245	120,245	120,245
TOTAL CONTRIBUTION TO AGENCIES		119,190	129,069	128,838	120,245	120,245	120,245
001-9500-490.88-00	CONTINGENCY	-	-	629,273	661,551	706,378	706,378
TOTAL CONTINGENCY		-	-	629,273	661,551	706,378	706,378
001-9500-490.89-00	UNAPPROPRIATED ENDING BAL	-	-	699,394	760,687	760,687	760,687
TOTAL UNAPPROPRIATED ENDING BAL		-	-	699,394	760,687	760,687	760,687
TOTAL OTHER DEPARTMENT		742,643	615,156	1,889,853	1,970,744	2,018,147	2,038,147
TOTAL EXPENSES		5,120,821	5,478,370	7,195,446	7,579,545	7,616,545	7,654,295
GENERAL FUND - REVENUES LESS EXPENSES		1,522,373	1,657,050	-	-	-	-

**City of The Dalles, Oregon
Fiscal Year 2010-11 Budget**

LIBRARY FUND

Fund:	Library Fund (004)	
Department:	Library (021)	Number of Employees: 14 (10.25 FTE)
Program:	Library Services (455)	

Mission

The Dalles-Wasco County Public Library provides Wasco County's citizens with free and equal access to materials relevant to their informational needs. The library serves as an unbiased source of information with opportunities provided for personal, educational, cultural and recreational enrichment.

Description

The Dalles-Wasco County Public Library serves the residents of the Wasco County Library Service District as well as the residents of surrounding areas who pay an annual fee or are included in reciprocal borrowing agreements. The Library Service District provides the library's operating funds through an intergovernmental agreement with the City. The agreement also includes funding for support services provided to other County libraries and stations. The library is a member of Gorge LINK, an automated library system shared by nine libraries in a tri-county area.

Services provided by the library each year include more than 120,000 loans of books, magazines, books on tape, compact discs, DVDs, videocassettes, maps, and other various media; reference assistance and instruction in library use; interlibrary loans and reserve requests; public access to computers and the Internet; ESL (English as a second language) and literacy services; and children's story hours and programs.

2010-2011 Goals, Projects and Highlights

- Expand outreach services to underserved residents through service to additional child and adult care centers in District.
- Promote use of District libraries through increased programming in public locations during summer months.
- Participate in third year of "Sense of Place" workshops and regional Chautauqua programs through Libraries of Eastern Oregon (LEO).
- Provide increased access to downloadable audio, video and e-book materials through Library2Go service.
- Make available additional staff training opportunities through self-paced online classes.
- Celebrate the 100th anniversary of public library services in The Dalles with a variety of events.
- Evaluate 25% of the library's materials collection and consider for withdrawal based on criteria such as use, currency, and condition.
- Reorganize staff workroom and computer placement to accommodate increased staff in work area.
- Provide public copy machine to replace copier previously provided by Friends of the Library.
- Ease crowding in adult fiction area through the addition of two wraparound bookcases.
- Provide three additional bookcases to house expanding DVD and young adult collections.

- Create a comfortable and inviting space that encourages reading by providing age appropriate furniture in the children’s area.
- Update five District personal computers: three public Internet computers and one staff graphic design station at The Dalles library; and one public Internet computer at the Maupin library.
- Provide security cameras in lower parking lot and walkway for improved public safety.
- Install security light on southeast corner of main building to provide more lighting on stairway, and on upper and lower parking lots.
- Prune trees on Seventh Pl. and next to library building.
- Replace underground sprinkler system for better coverage and less waste of water.

2009-2010 Accomplishments/Comments

- Utilized Library Services and Construction Act (LSTA) grant funds totaling \$58,330 to develop an effective outreach service.
- Provided both library materials and programming to underserved children and adults in geographically isolated areas of District and to adult care centers.
- Participated in second year of “Sense of Place” workshops and regional Chautauqua programs through Libraries of Eastern Oregon (LEO).
- Provided expanded teen and adult programming at District library locations.
- Extended services to young adults at NORCOR and Discovery High School.
- Made available a language learning database in cooperation with Friends of the Library and Library Foundation.
- Provided students with live homework help (tutor.com) through LEO and the Chalkboard Project.
- Provided three weekly story hours at library and outreach story hours in North, Central, and South Wasco County library locations.
- Started Teens and Tweens activities on non-school Friday afternoons.
- Provided Kiwanis Club sponsored summer reading program.
- Served as co-sponsor for “Read Across America Day.”
- Provided public Wi-Fi Internet access and printer.
- Redesigned Library District website with assistance of Oregon State Library consultant.
- Provided monthly District newsletter both in print and online.
- Upgraded two public Internet computers through Gates Foundation matching grant.
- Evaluated 35% of the library’s materials collection and considered for withdrawal based on criteria such as use, currency, and condition.
- Adopted Vision/Master Plan for District with goals and objectives in the areas of Library Services, Library Facilities, Emergent Technologies, Sustainability, Library Standards, Accessing Special Collections, and Governance Structure.
- Upgraded word processing and spreadsheet software on public and staff computers.
- Provided laptop computer and video projector for public use in meeting room.
- Provided additional shelving and audio bookcases on mezzanine level.
- Replaced library’s book detection security system.
- Installed video security cameras in computer room and public parking lot.
- Painted exterior of library building.
- Repaired south end of concrete wall on Court St.
- Pruned trees on library grounds.
- Crack sealed, slurry sealed and striped upper parking lot.

Major Issues to be resolved in the next five years

- Developing plan to form more consolidated district.
- Determining allocation of resources among libraries as conditions change.
- Establishing reserve fund to sustain service plan, build capital reserves, and fund libraries until tax monies are received each year.

**City of The Dalles, Oregon
Fiscal Year 2010-11 Budget
LIBRARY FUND SUMMARY**

<u>Account Description</u>	<u>FY07/08 Actual</u>	<u>FY08/09 Actual</u>	<u>FY09/10 Budget</u>	<u>FY10/11 Proposed Budget</u>	<u>FY10/11 Approved Budget</u>	<u>FY10/11 Adopted Budget</u>
BEGINNING BALANCE	(95,091)	258,914	399,207	493,334	493,334	493,334
REVENUES	801,271	989,186	923,125	939,217	976,217	976,217
OTHER SOURCES	174,196	13,901	5,575	-	-	-
TOTAL RESOURCES	880,376	1,262,001	1,327,907	1,432,551	1,469,551	1,469,551
LIBRARY	619,962	780,342	937,123	923,230	923,230	923,230
TOTAL EXPENDITURES	619,962	780,342	937,123	923,230	923,230	923,230
CHARGES FOR SERVICES	-	-	-	-	-	-
TRANSFER OUT	1,500	2,000	-	-	37,000	37,000
CONTINGENCY	-	-	18,701	24,701	24,701	24,701
UNAPPROPRIATED ENDING BAL	-	-	372,083	484,620	484,620	484,620
TOTAL OTHER USES	1,500	2,000	390,784	509,321	546,321	546,321
TOTAL EXPENDS & OTHER USES	621,462	782,342	1,327,907	1,432,551	1,469,551	1,469,551
FUND TOTAL	258,914	479,660	-	-	-	-

**City of The Dalles, Oregon
Fiscal Year 2010-11 Budget**

LIBRARY FUND REVENUES & EXPENDITURES

Account Number	Account Description	FY 2007-2008	FY 2008-2009	FY 2009-2010	FY 2010-2011	FY 2010-2011	FY 2010-2011
		Actual	Actual	Budget	Proposed Budget	Approved Budget	Adopted Budget
REVENUES							
004-0000-300.00-00	BEGINNING BALANCE	(95,091)	258,914	399,207	493,334	493,334	493,334
004-0000-331.90-00	FEDERAL GRANTS/MISC	28,077	47,830	8,830	-	-	-
004-0000-334.20-00	STATE FOR LIBRARY	7,481	5,421	5,421	5,096	5,096	5,096
004-0000-334.90-00	STATE GRANTS, OTHER	-	-	-	-	-	-
004-0000-337.20-00	COUNTY SHARE OF LIBRARY	-	914,887	-	-	-	-
004-0000-337.20-00	LIBRARY DISTRICT TAXES FROM CO	746,730	-	892,790	919,574	956,574	956,574
004-0000-351.50-00	LIBRARY FINES	8,256	9,775	7,000	7,500	7,500	7,500
004-0000-361.00-00	INTEREST REVENUES	7,526	4,217	2,000	1,700	1,700	1,700
004-0000-365.00-00	GIFTS AND DONATIONS	2,638	7,056	6,984	5,247	5,247	5,247
004-0000-369.00-00	OTHER MISC REVENUES	563	-	100	100	100	100
004-0000-391.01-00	GENERAL FUND	174,196	13,901	5,575	-	-	-
TOTAL LIBRARY FUND REVENUES		880,376	1,262,001	1,327,907	1,432,551	1,469,551	1,469,551
EXPENDITURES							
004-2100-455.11-00	REGULAR SALARIES	184,705	269,681	328,479	344,486	344,486	344,486
004-2100-455.12-00	PARTTIME/TEMP SALARIES	101,346	96,805	70,961	76,617	76,617	76,617
004-2100-455.13-00	OVERTIME SALARIES	150	188	2,500	2,500	2,500	2,500
004-2100-455.21-10	MEDICAL INSURANCE	55,865	77,084	85,719	104,348	104,348	104,348
004-2100-455.21-20	L-T DISABILITY INSURANCE	1,231	1,724	1,895	2,000	2,000	2,000
004-2100-455.21-30	LIFE INSURANCE	271	415	446	446	446	446
004-2100-455.21-40	WORKERS COMP INSURANCE	1,858	2,220	1,197	2,520	2,520	2,520
004-2100-455.22-00	FICA	21,270	26,744	30,748	32,406	32,406	32,406
004-2100-455.23-00	RETIREMENT CONTRIBUTIONS	33,406	38,369	47,075	49,598	49,598	49,598
004-2100-455.28-00	VEBA CONTRIBUTIONS	-	3,290	3,548	3,505	3,505	3,505
004-2100-455.29-00	OTHER EMPLOYEE BENEFITS	240	600	300	480	480	480
TOTAL PERSONNEL SERVICE		400,342	517,120	572,868	618,906	618,906	618,906
004-2100-455.31-10	CONTRACTUAL SERVICES	37,289	29,939	45,466	45,263	45,263	45,263
004-2100-455.32-20	SPECIAL LEGAL SERVICES	-	-	241	241	241	241
004-2100-455.34-30	COMPUTER SERVICES	2,416	-	748	748	748	748
004-2100-455.41-10	WATER & SEWER	1,824	1,982	2,120	2,610	2,610	2,610
004-2100-455.41-20	GARBAGE SERVICES	866	954	1,039	1,023	1,023	1,023
004-2100-455.41-40	ELECTRICITY	17,399	20,111	23,209	24,108	24,108	24,108
004-2100-455.43-10	BUILDINGS AND GROUNDS	12,212	11,153	50,158	24,955	24,955	24,955
004-2100-455.43-20	COMPUTERS	852	-	1,336	441	441	441
004-2100-455.43-40	OFFICE EQUIPMENT	1,285	2,623	2,074	4,337	4,337	4,337
004-2100-455.43-45	JOINT USE OF LABOR/EQUIP	175	817	300	321	321	321
004-2100-455.43-51	GAS / OIL / LUBRICANTS	300	852	-	-	-	-
004-2100-455.43-52	LIBRARY VEHICLE-GAS/OIL/TIRES	829	759	4,000	1,964	1,964	1,964
004-2100-455.43-70	GENERAL EQUIPMENT	-	161	-	-	-	-
004-2100-455.43-77	HVAC SYSTEMS	143	344	2,423	2,607	2,607	2,607
004-2100-455.52-10	LIABILITY INSURANCE	1,412	1,632	1,180	2,237	2,237	2,237
004-2100-455.52-30	PROPERTY INSURANCE	6,349	5,306	5,306	5,001	5,001	5,001
004-2100-455.52-50	AUTOMOTIVE INSURANCE	-	-	780	330	330	330
004-2100-455.53-20	POSTAGE	2,214	2,758	6,500	4,100	4,100	4,100
004-2100-455.53-30	TELEPHONE	5,812	6,686	7,329	7,099	7,099	7,099
004-2100-455.53-40	LEGAL NOTICES	166	-	-	-	-	-
004-2100-455.54-00	ADVERTISING	-	-	-	-	-	-
004-2100-455.58-10	TRAVEL, FOOD & LODGING	2,673	837	3,887	3,981	3,981	3,981
004-2100-455.58-50	TRAINING AND CONFERENCES	1,429	967	5,210	6,435	6,435	6,435
004-2100-455.58-70	MEMBERSHIPS/DUES/SUBS	293	1,153	1,208	1,365	1,365	1,365
004-2100-455.60-10	OFFICE SUPPLIES	14,989	21,610	23,234	24,556	24,556	24,556
004-2100-455.60-20	JANITORIAL SUPPLIES	1,440	1,612	3,023	2,235	2,235	2,235
004-2100-455.60-85	SPECIAL DEPT SUPPLIES	827	5,749	6,000	4,020	4,020	4,020
004-2100-455.64-20	LIBRARY BOOKS AND BIND	80,116	87,567	109,700	92,096	92,096	92,096
004-2100-455.64-30	LIBRARY PERIODICALS	4,247	4,025	5,306	5,465	5,465	5,465
004-2100-455.64-40	AUDIO/VISUAL MATERIALS	4,143	5,231	9,165	11,440	11,440	11,440
004-2100-455.64-80	COMPUTER SOFTWARE	7,522	10,944	17,463	11,446	11,446	11,446
004-2100-455.69-50	MISCELLANEOUS EXPENSES	916	28	100	100	100	100
004-2100-455.69-80	ASSETS < \$5000	-	-	8,550	13,800	13,800	13,800
TOTAL MATERIALS AND SERVICES		210,139	225,800	347,055	304,324	304,324	304,324

**City of The Dalles, Oregon
Fiscal Year 2010-11 Budget**

**LIBRARY FUND EXPENDITURES
(continued)**

Account Number	Account Description	FY 2007-2008 Actual	FY 2008-2009 Actual	FY 2009-2010 Budget	FY 2010-2011 Proposed Budget	FY 2010-2011 Approved Budget	FY 2010-2011 Adopted Budget
004-2100-455.74-20	VEHICLES	-	27,556	-	-	-	-
004-2100-455.74-30	FURNITURE AND FIXTURES	-	1,887	-	-	-	-
004-2100-455.74-40	OFFICE EQUIPMENT	1,387	-	12,000	-	-	-
004-2100-455.74-50	COMPUTER EQUIPMENT	8,095	7,978	5,200	-	-	-
TOTAL CAPITAL OUTLAY		9,482	37,421	17,200	-	-	-
TOTAL LIBRARY OPERATING DEPARTMENT		619,962	780,342	937,123	923,230	923,230	923,230
OTHER USES							
004-9500-419.81-01	TO GENERAL FUND	-	-	-	-	37,000	37,000
004-9500-455.81-10	UNEMPLOYMENT FUND	1,500	2,000	-	-	-	-
TOTAL INTERFUND TRANSFERS		1,500	2,000	-	-	37,000	37,000
004-9500-455.88-00	CONTINGENCY	-	-	18,701	24,701	24,701	24,701
TOTAL CONTINGENCY		-	-	18,701	24,701	24,701	24,701
004-9500-490.89-00	UNAPPROPRIATED ENDING BAL	-	-	372,083	484,620	484,620	484,620
TOTAL UNAPPROPRIATED FUND BALANCE		-	-	372,083	484,620	484,620	484,620
TOTAL OTHER USES DEPARTMENT		1,500	2,000	390,784	509,321	546,321	546,321
GRAND TOTAL LIBRARY FUND		621,462	782,342	1,327,907	1,432,551	1,469,551	1,469,551
LIBRARY FUND - REVENUES LESS EXPENSES		258,914	479,660	-	-	-	-

**City of The Dalles, Oregon
Fiscal Year 2010-11 Budget**

PUBLIC WORKS

Department:	Public Works	Number of Employees:	42
Program:	Enterprise and Dedicated Fund Activities		

Mission

To be responsive to our customers, to do our best work, and to build foundations for the future, so that the community reaps the rewards.

Description

The Department of Public Works is composed of three separate divisions: Street Fund, Water Fund and Wastewater Fund. Each Division possesses its own specific revenue sources and budgeted expenditures. Revenues cannot be co-mingled, and joint services must be tracked and charged for appropriate reimbursement. Within the Department, administrative, engineering, and clerical support services are split proportionally among the funds.

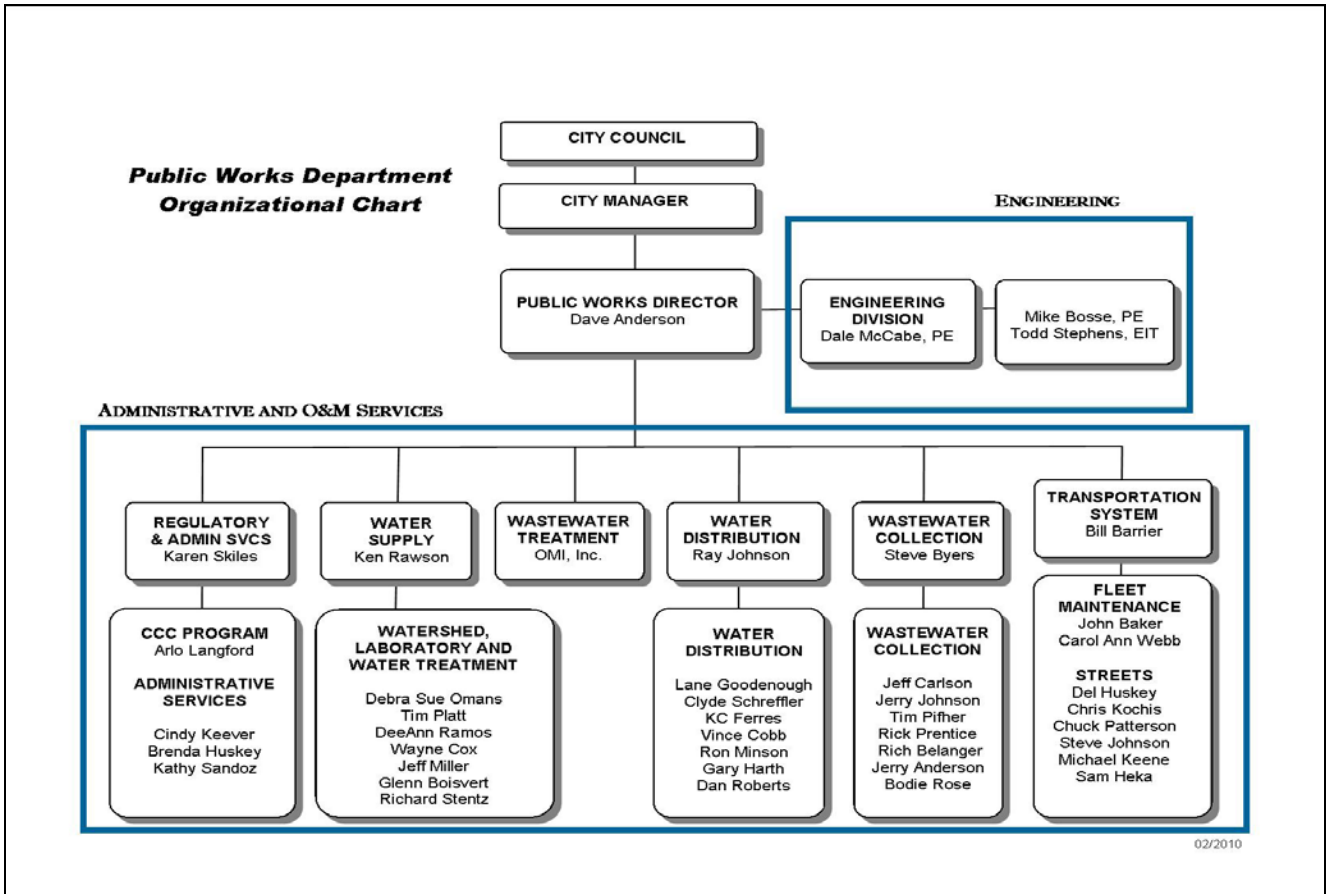
2010-11 Goals, Projects, and Highlights

- Continue work on National Environmental Protection Act [NEPA] permitting for the replacement of the Dog River Diversion Line and completion of a land exchange near Crow Creek Dam.
- Begin the preparation of a Water Management and Conservation Plan for the City of The Dalles satisfying requirements placed on the City by the Oregon Water Resources Department with the information provided in the Water Master Plan.
- Continue efforts to extend the City's water right on the Columbia River for future development.
- Complete construction of a new terminal water reservoir and pump station to supply water to higher elevations of the City, serve as a backup to Sorosis Reservoir, and allow abandonment of the 19th Street Reservoir near the hospital.
- Complete construction of a new storm water line and the associated widened street overlay in East 12th Street, between Dry Hollow Road and Oregon Street.
- Complete widening and repaving of East 10th Street from J Street to Lewis.
- Initiate work to construct an extension of East 19th Street to Thompson Street, and improvements to Thompson Street.
- Begin work to complete a required 5-year update for the Wastewater Treatment Plant Facility Plan.
- Replace the Jordan Street sanitary sewer lift station including the addition of an emergency generator.
- Acquire property and plan for construction of a wastewater bio-solids storage facility.
- Complete design engineering and begin construction for Wastewater Treatment Plant Expansion Phase II.
- Complete a traffic study for Kelly Avenue from 10th to 12th Streets.
- Continue efforts in partnership with Northern Wasco PUD to develop renewable energy from City facilities.

- Evaluate the feasibility and affordability of implementing an Automated Meter Reading (AMR) system for the City’s water meters.
- Update aerial mapping for the City.

2009-10 Accomplishments

- Completed construction of the West 1st Street LID Phase 1.
- Began construction of a new terminal water reservoir and pump station utilizing funds allocated through the American Recovery and Reinvestment Act (ARRA – stimulus funds).
- Completed a scaling and stabilization project near the bottom of Brewery Grade to reduce rock fall hazards for this important emergency vehicle route; 77% of project construction costs funded by FEMA grant.
- Completed the design engineering for enhancements to Lone Pine Well to increase water supplies; project construction pending future funding.
- Continued National Environmental Protection Act [NEPA] studies and surveys for the replacement of the Dog River Diversion Line and completion of a land exchange near Crow Creek Dam.
- Reorganized and reallocated Department staffing to reflect current work load allocations by enterprise fund.
- Began work on a fire fuels reduction project in The Dalles Municipal Watershed to reduce the risk of catastrophic wildfire utilizing funds from a National Fire Plan grant.



TECHNICAL SERVICES: Engineering

Description

Provides professional engineering services and support for contracts, design, plan reviews, project management, construction quality control, and acceptance of public improvements and private development inside the Urban Growth Boundary. Assists in devising associated City ordinances and standards. Manages the City's infrastructure archives.

2010-11 Goals, Projects and Highlights

- Perform survey and design, and prepare contract documents for:
 - 10th Street Widening Project – J Street to Lewis, including utility upgrades/service renewals
 - Complete Construction Plans for 19th Street Extension - (Sunridge Subdivision to Thompson)
 - Thompson Street Rebuild – 10th to 19th
 - Begin plans for curb/sidewalk/storm improvements – 6th Street; Bi-Mart to Hostetler
 - Clark Street – 10th to 11th – Gravel St. Policy
 - Lincoln Street – 13th to 14th – Gravel St. Policy
 - East 18th (gravel portion), west to 19th Street
 - East 19th – Dry Hollow west to Existing Improvements
 - 4th Street Grade – Jefferson St. to 4th Street Grade stairs – new sidewalk
 - West 2nd and Webber 18" – Ductile Iron Water Pipe Upgrade/Connection
 - Trevitt Street – Water, Sanitary and Storm Sewer Improvements – 3rd Place to W 17th St
 - 13th Street and Richmond – Upsize new water main to 12"
 - Cherry Heights – 13th Street to Sandstone – New 6" Main Loop
 - Alley between 12th and 13th Streets, Pentland to Lincoln - 2" Galvanize Replacement
 - Alley between 16th and 17th Streets, Trevitt to Pentland - 2" Galvanize Replacement
 - Alley between 11th and 12th Streets, Trevitt to Pentland - 2" Galvanize Replacement
 - Alley between 7th and 8th Streets, Pentland to Garrison - 2" Galvanize Replacement
 - Alley between 12th and 13th; Court to Washington – 2" Galvanize Replacement
 - Alley between 9th and 10th; G to H – 2" Galvanize Replacement
 - Alley between 8th and 9th; Laughlin to Case – 2" Galvanize Replacement
 - 10th and 11th; Federal to Laughlin – 2" dead end Galvanize Replacement
 - 6th and 7th; Pentland to Trevitt – 2" Galvanize Replacement
 - 11th and Thompson - 6" Main Replacement East – 1 ½" Galvanize Replacement
 - Port – Upsize water main to 18" – Crates Way to Columbia Road
 - PRV – Liberty and 17th
 - Alley between 16th and 17th; Trevitt to Pentland – Replace Sanitary Sewer
 - Alley between 11th and 12th; Trevitt to Pentland – Replace Sanitary Sewer
 - Union Street; 5th to 10th – Sanitary Sewer Upgrades

Sanitary Sewer Replacement – Laughlin Street between 7th and 9th Streets
 Sanitary Sewer and Storm Sewer Upgrades – E 9th Street to Brewery Grade
 4th Street Grade – Sanitary Sewer Repairs
 11th and Pentland – Install Catch Basin on South Side
 Alley between 12th and 13th, Pentland to Lincoln – Replace Sanitary Sewer
 Snipes Sanitary Sewer Project as per Master Plan
 Scenic Drive and Jefferson Street - Sanitary Sewer Repairs/Upgrades
 Eastside Lift Station Improvements - New Force Main from Lift Station to Main
 10th Street Sanitary and Storm Sewer Improvements - Union to Mt. Hood

- Prepare plans and contract documents for:
 - 2010/11 Slipline Project
 - 8th and Jordan – Sanitary Sewer Pipe Bursting Contract
 - 4th Street Grade – Surveying for Sanitary Sewer Re-design
 - Jordan Street Lift Station Replacement
 - Meadows Lift Station Replacement
 - RFP for Wastewater Master Plan Update
 - Cleaning Garrison Reservoir
 - RFP for Geotechnical Investigation/Surveying – Scenic Drive (East of Jefferson Street)
 - Traffic Study for Kelly Avenue, 10th to 12th Street intersections
- Provide design oversight and/or construction inspection for:
 - Terminal Reservoir and Pump Station Project; Contract No. 2010-003
 - Work with ODOT on Developing Scope and Cost Estimate for Hwy 197/Fremont Overpass
 - Webber Street Interchange Area Management Plan
 - Designated Left Turn Lanes at 6th and Webber and 2nd and Webber Signals
 - Washington Street Crossing/First Street Urban Renewal Treatment Project design
 - 12th Street Stormline, Dry Hollow to Quinton - Install Stormline as per Master Plan
 - Contract Administration/Construction Inspection for 3rd Street Urban Renewal Project
- Miscellaneous Tasks:
 - Provide assistance and guidance to Public Works Field Crews
 - Continue making all utility maps and field information GIS Compatible
 - Continue gathering field information with GPS for locations of all manholes, water valves, water meters, fire hydrants, prv's, etc. for producing more accurate utility maps
 - Continue updating Base Maps with As-Built Drawings
 - Continue organizing archives in flat files in map room
 - Continue Construction Plan Review for Proposed Developments
 - Continue Construction Inspections of Public Improvements for Private Developments

2009-10 Accomplishments

- Performed survey and design, and prepared contract documents for:
 - Sanitary Sewer Realignment – 10th and Jefferson to 9th and Laughlin
 - 10th Street Widening Design – Work with Surveyor and ROW issues
 - Completed 12th Street Storm Line Design – 12th Street between Dry Hollow and Quinton
 - Sanitary Sewer Replacement - Federal Street between 7th and 10th Streets
 - Sanitary Sewer Upgrade from 7th and Court to 11th and Washington
 - 12th and Mt. Hood Storm – Tie in Catch Basin and Extend Storm Main
 - Finish Design of 3rd Street Downtown Urban Renewal Streetscape Project
- Prepared plans and contract documents for:
 - Terminal Reservoir and Pump Station Contract - Schedule C
 - 2009-10 Slipline Contract
 - Wastewater Treatment Plant Roof Contract
 - Brewery Grade Slope Hazard Mitigation Contract
- Provided design oversight and/or construction inspection for:
 - Brewery Grade Rock Slope Hazard Mitigation Project
 - W 1st, Terminal, Bargeway, LID Project – Construction Inspection & Project Management
 - Complete Inspection and Project Management of Eastside Sanitary Sewer Lift Station
 - Provided Project Management of the Terminal Reservoir & Pump Station Project
 - Complete Inspection and Project Management of Eastside Inter-tie Phase II Project
 - East Gateway/Brewery Grade Roundabout Construction
 - East Gateway Construction Plans
 - Washington Street/First Street - 30% Design Submittals
 - On the Technical Advisory Committee for the Chenoweth Interchange Area Mgt Plan
 - On the Technical Advisory Committee for the Wasco County Transportation System Plan
- Miscellaneous Tasks:
 - Continued inputting information and utilizing GIS for producing high quality maps
 - Continued updating Base Maps with As-Built information
 - Continued gathering field information with GPS for locations of all manholes, water valves, water meters, fire hydrants, prv's, etc. for producing more accurate utility maps
 - Provided assistance and guidance to Public Works Field Crews
 - Completed updating City of The Dalles Standard Drawings & Specifications with most current ODOT/APWA drawings and specifications
 - Continued organizing archives - New map files at the new Public Works Facility
 - Provided extensive plan review and inspections for many commercial developments, including Wal-Mart

Provided extensive plan review and inspections for many residential subdivisions, including the (ever changing) Lone Pine Development

Provided detailed drawings and maps for Public Works Field Crews

Major Issues to be resolved in the next 5 years

- Work toward getting Utilities in place in the Eastern and Western portions of the City.
- Complete Master Plans for providing services into the UGB Expansion Areas.
- Complete the Water, Sanitary Sewer, and Storm Sewer System Improvements as outlined in the project schedules for each of the Master Plans.
- Work toward getting storm sewer trunk lines installed so that as development projects occur, infrastructure improvements can occur with the development.
- Investigate 10th Street/Cherry Heights Intersection for Roundabout or Signalization.
- Continue updating system models provided with each water, wastewater, and storm sewer Master Plan with as-built information when projects are completed.
- Continue working toward creating ADA corridors throughout the City
- Continue developing systems within GIS to track work being performed City-wide, particularly tracking sewer video inspection/repair.
- Continue exploring options for new fill sites for City-generated spoils material.
- Complete City of The Dalles Engineering Standards.
- Get City of The Dalles Engineering Standards and Project Specifications posted on the City's Website.

REGULATORY COMPLIANCE SERVICES

Description

Provides supervision for the Cross Connection Control program and Administrative Services, as well as oversight to assure that regulations relevant to the many areas of Public Works responsibility are being met in a timely and cost-efficient manner. Compliance requires being informed of existing and anticipated regulations, interpreting application, creating and implementing plans to meet requirements, providing enforcement and documentation, meeting the time lines set by regulatory agencies, and performing ongoing program updates. The City has an obligation to fully comply with regulations for the health and safety of employees and the community, as well as protection of the environment, and protection from litigation and fines.

2010-11 Goals, Projects, and Highlights

- Oversee response to SB 737 which requires testing of the Wastewater Treatment Plant effluent for 118 “Persistent Priority Pollutants” in July and October 2010 (\$14,000) and preparation of a pollution prevention and toxics reduction plan by July 1, 2011 (\$3,960).
- Arrange for OR-OSHA Consultative Inspection for the Public Works Department
- Prepare updated Emergency Notification and Response Plan for sanitary sewer overflows.
- Complete revision of Ordinance No. 01-1240 regarding Cross Connection Control Measures.
- Update Public Works information on City website.
- Prepare Safety Manual, integrating and updating each written safety program.
- Address training requirements for Water System Emergency Response Plan.
- Complete National Incident Management System (NIMS) training required for Public Works.

2009-10 Accomplishments

- Assured compliance with all state Drinking Water Program requirements for water testing/reporting. In addition to routine monitoring and reporting:
 - Completed Stage 2 of Unregulated Contaminant Monitoring (UCMR2).
 - Obtained EPA and State approval of the City’s Disinfection Byproducts Rule Compliance and Monitoring Plan which will go into effect in December 2013.
 - Obtained a waiver of the 12-month source water monitoring required by the new Ground Water Rule by submitting 2008 and 2009 well data.
 - Revised the Coliform Sampling Plan for the City water system.
 - Prepared a Coliform Sampling Plan for Discovery Center water system.
- Industrial Pretreatment Program: Administered ongoing permits for AmeriTies West, Design LLC, Chenoweth Water PUD, Bonneville Power Administration, and NW Aluminum Specialties.
 - Prepared Industrial Pretreatment Program invoice requests, totaling \$102,846 for 2009, up from \$96,481 in 2008.
 - Permit renewal (5-year expiration) for AmeriTies West, including Public Notice.
 - Issued discharge permit for seasonal discharge by Orchard View Farms.
 - Began review of cooling tower discharges to City system.

- Community outreach activities:
 - Provided 11th annual Water Quality Report to all water customers as required by USEPA, at a cost of \$0.84/customer (Printing \$3,000; postage \$1000; mail prep \$750).
 - Organized Public Works Department information booth at annual Cherry Festival.
 - Prepared news releases for department projects.
 - Prepared numerous door hangers to provide information on neighborhood water, sewer and paving projects.
- Provided follow up for sewer backups, collecting information for insurance claims and reporting by fax to DEQ as required in the City's discharge permit.
- Coordinated department Workers Comp claims, preparing and tracking light duty offers and facilitating receipt of \$4,799 of light duty equipment, including a rolling work station and waste oil recovery tank.
- Activities of Cross Connection Specialist:
 - Performed 381 inspections which identified 127 cross connection hazards
 - Permitted 82 of 127 installations of new backflow prevention assemblies
 - Administered annual testing requirement for 1,592 assemblies in the water system
 - Conducted annual testing of 59 city-owned assemblies
 - Served as President of Oregon chapter of American Backflow Prevention Assn, organizing annual seminar with state and national speakers for 145 attendees and working with ABPA board and lobbyist toward revision of state cross connection regulations
 - Served as chairperson of Oregon Cross Connection Specialists Regional Subcommittee
- Handled hazardous materials issues, sending unneeded chemicals to collection events, tracking recycled scrap metal, solvent, antifreeze and used oil, and reporting to DEQ.
- Served as City representative on Tri-County Hazardous Waste Management Program Steering Committee.
- Provided oversight of the department's Commercial Drivers License (CDL) records, and water and wastewater certifications.
- Provided administration of the City's Drug and Alcohol Program.

Major Issues to be resolved in the next 5 years

- Adoption of a Capacity, Management, Operation and Maintenance (CMOM) program to reduce the likelihood of Sanitary Sewer Overflows, including overflows from manholes and into basements.
- Implementation of a Pollution Prevention and Toxics Reduction Plan by July 1, 2011 based on evaluation of priority persistent pollutants found in Wastewater Treatment Plant effluent.
- Implementation of Storm Water Management Program to protect storm water quality and to comply with Phase 2 Storm Water regulations.

ADMINISTRATIVE SERVICES

Description

Provides administrative functions for the Department of Public Works: budgeting, department purchases, manpower cost apportionment, departmental personnel functions, inventory tracking, customer service and timekeeping.

2010-11 Goals, Projects, and Highlights

- Continue to organize Public Works records, contracts, and maps for efficient use of new office storage.
- Review/update forms and office Standard Operating Procedures.
- Continue to provide a high level of skilled customer service and professionalism, both internally and externally.
- Continue cross training of personnel in all functions associated with front office duties.
- Provide coordination for the annual Community Cleanup.

2009-10 Accomplishments

- Continued equipping and organizing the Public Works facility.
- Provided administrative support to the Department Director and management staff.
- Processed the monthly Joint Use reports and 63 invoices for department services.
- Provided monthly time allocation job reports.
- Provided monthly detailed budget, account activity and revenue reports.
- Continued cross training efforts within the office staff, as well as continued education in Customer Service and Administrative Assistant skills.
- Assembled bid/proposal packets and contracts for departmental projects.
- Performed departmental personnel functions as assigned, including Personnel Action Forms as needed for all Public Works employees.
- Logged and tracked approximately 24 field utility verifications, 37 building permits, 19 physical constraints/cut & fill permits, 27 blue line plat maps and plans and 32 miscellaneous permits for processing through the Public Works and Planning Departments.
- Issued 72 Street/Sidewalk Closure permits, 11 Banner permits, 74 Backflow Permits, and 35 Right-of-Way Construction permits.
- Called in, distributed and tracked 922 daily locates; provided monthly Locate Report to Oregon Underground Coordinating Council (OUCC).
- Provided clerical support for the monthly OUCC meetings.
- Provided clerical and administrative support for the monthly City of The Dalles Traffic Safety Commission meetings.
- Processed purchase orders and obtained approvals in a timely manner.
- Answered phones and assisted the public with their needs and questions.
- Provided radio support to the field crews.
- Recycled old records from upstairs storage area in accordance with record retention rules.

- Updated Hydrant Report book bi-annually and tracked hydrants out of service.
- Continued updating the parts list with current vendor prices.
- Arranged registration and lodging for out-of-town employee training and tracked costs.
- Monitored and logged in confined space entries for safety purposes.
- Tracked and posted vacation schedules.
- Monitored records of borrowed equipment.
- Ordered and maintained the inventory of office and janitorial supplies.
- Provided liaison services for employees with insurance and retirement providers.
- Provided liaison services with the phone and alarm companies and computer IT contractor.
- Updated ordinance books as changes occurred.
- Updated maps in Street Division book as needed.
- Provided updated City Specs to area contractors and plan holders

Major Issues to be resolved in the next 5 years

- Provide training for appropriate personnel on the applications associated with the HTE/Finance Department programs.
- Continue to analyze procedures, duties and responsibilities to see that personnel, equipment and daily functions perform efficiently and accurately.
- Continue to obtain training to maintain a high level of skill and knowledge in the increasingly technical and complex business world.
- Refine flow charts for applications involving both City Hall and Public Works.

**City of The Dalles, Oregon
Fiscal Year 2010-11 Budget**

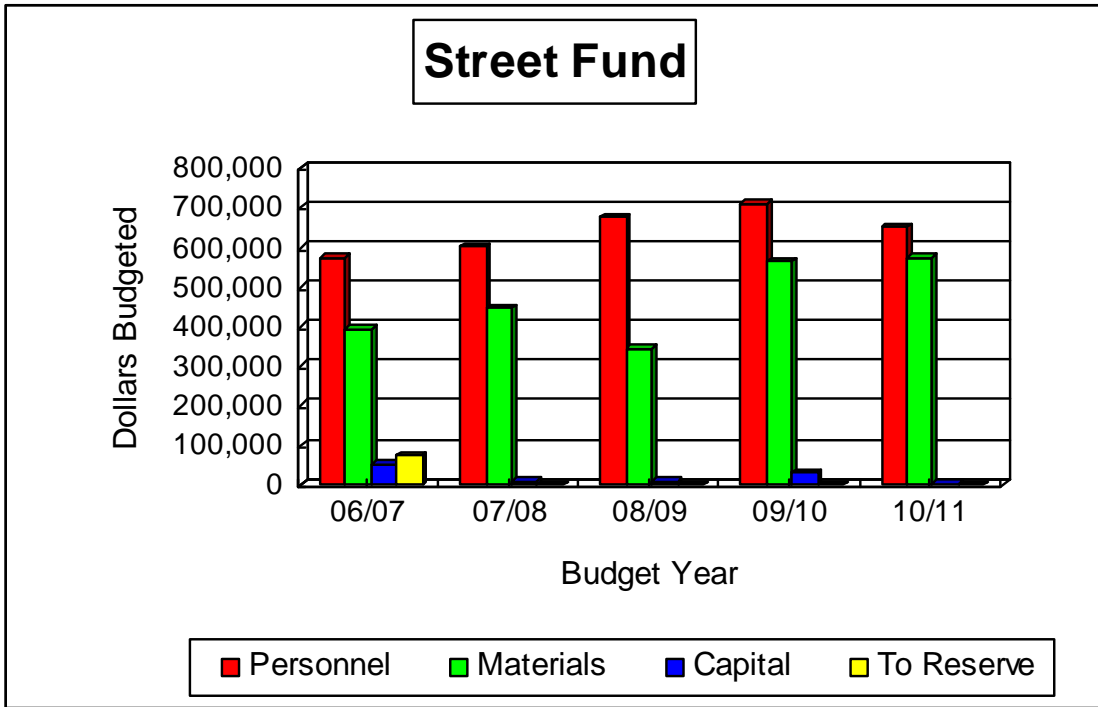
PUBLIC WORKS SUMMARY

<u>Revenue/Cost Centers</u>	<u>FY07/08</u> <u>Actual</u>	<u>FY008/09</u> <u>Actual</u>	<u>FY09/10</u> <u>Budget</u>	<u>FY10/11</u> <u>Proposed</u> <u>Budget</u>	<u>FY10/11</u> <u>Approved</u> <u>Budget</u>	<u>FY10/11</u> <u>Adopted</u> <u>Budget</u>
BEGINNING BALANCE	11,645,701	7,701,631	6,159,763	6,720,843	6,720,843	7,504,230
REVENUES	8,457,584	9,131,835	13,406,806	11,561,628	11,500,338	11,542,338
OTHER SOURCES	1,629,580	2,212,326	5,396,083	5,996,920	5,868,060	5,868,060
TOTAL RESOURCES	21,732,865	19,045,791	24,962,652	24,279,391	24,089,241	24,914,628
STREET OPERATIONS	1,054,855	1,025,224	1,305,936	1,227,815	1,227,815	1,324,415
PUBLIC WORKS RESERVE FUND	60,304	131,029	200,895	178,420	178,420	178,420
STREET/BRIDGE REPLACEMENT FUND	14,650	-	1,010,372	797,631	797,631	867,631
WATER TREATMENT	981,773	973,099	1,349,511	1,435,845	1,423,478	1,532,265
WATER DISTRIBUTION	1,258,856	1,360,469	1,633,662	1,682,123	1,694,490	1,694,490
WATER DEPT CAPITAL RESERVE FUND	4,380,632	1,464,518	7,570,352	4,968,790	4,968,790	5,118,790
WASTE WATER FUND	1,951,726	2,058,552	2,435,757	2,664,957	2,732,527	2,732,527
SEWER SPECIAL RESERVE FUND	297,551	23,628	1,771,180	2,573,643	2,573,643	2,573,643
SEWER PLANT CONST	590,971	73,592	2,642,347	3,019,562	2,890,702	3,290,702
TOTAL EXPENDITURES	10,591,319	7,110,110	19,920,012	18,548,786	18,487,496	19,312,883
CHARGES FOR SERVICES	-	-	-	-	-	-
TRANSFER OUT	3,439,915	4,239,163	4,546,811	5,293,392	5,164,532	5,164,532
CONTINGENCY	-	-	495,829	437,213	437,213	437,213
UNAPPROPRIATED ENDING BAL	-	-	-	-	-	-
TOTAL OTHER USES	3,439,915	4,239,163	5,042,640	5,730,605	5,601,745	5,601,745
TOTAL EXPENDS & OTHER USES	14,031,234	11,349,273	24,962,652	24,279,391	24,089,241	24,914,628
FUND TOTAL	7,701,631	7,696,518	-	-	-	-

**City of The Dalles, Oregon
Fiscal Year 2010-11 Budget**

STREET FUND

Fund:	Street (005)		
Department:	Public Works	Number of Employees:	17
Program:	Street		



The Street Fund (Fund 005-0500) is a dedicated fund used for the operation and maintenance of the City street systems. The fund's primary source of revenue is the Oregon State Motor Vehicle Fund and a local 3-cent gas tax.

Description

The Street Division manages the operation and maintenance of 78 miles of paved city streets, as well as alleys, right-of-ways, pedestrian access ways, bicycle paths, lighting, various triangle parks, and sidewalks. The Division is also given the responsibility for Public Works fleet management and has close ties to City-owned building and grounds maintenance.

2010-11 Goals, Projects, and Highlights

- Complete identified capital and O&M improvements, using in-house engineering when needed, to provide cost-effective, affordable projects.
- Support efforts to develop and implement Street Division funding sufficient to meet the maintenance needs of the City's transportation systems including newly annexed areas.
- Complete widening of East 10th Street between J and Lewis Streets

- Complete the following surfacing projects:
 - Resurface East 12th Street from Dry Hollow to Thompson Street
 - Alley from Washington to Federal between 1st and 2nd Streets
 - Alley from Washington to Laughlin between 3rd and 4th Streets
 - Continue patching after utility work is installed
 - Patch failed street surfaces with 30-year-old patches coming apart
 - Profile and Inlay pave the drive lanes on West 6th from Webber to Snipes
 - West 6th from Cherry Heights to Webber repair open seams
 - Effect repairs to bridge approaches on West 9th and West 10th Streets
 - Effect repairs to 16th Place street-base failures
 - Keep East 19th Street to the hospital passable for traffic
 - Deteriorated section repairs on many residential streets
- Secure funding to implement an aggressive Chip Seal program to salvage failing streets.
- Initiate study to mitigate severe street surface slide movement on East Scenic Drive and E 18th
- Conduct various neighborhood paving projects and Local Improvement Districts (LIDs) using the Gravel Street Reconstruction Policy.
- Help Engineering Division solve drainage issues throughout the City.
- Provide curb/sidewalk installation and replacement in accordance with ADA requirements.
- Continue to work on ADA extended corridors for pedestrian travel.
- Provide crack seal treatments for future paving projects and for deteriorating roadways to extend service life.
- Provide service for increasing street lighting, paint striping, sign age, and delineation.
- Stay involved in planning issues, including annexation of areas with substandard streets.
- Continue to provide annual equipment evaluations to maximize reliability and value.
- Support Water Distribution and Wastewater Collection Division functions to expedite full surface projects.
- Implement a vigorous weed abatement program using public information releases and contractual services, including spray control of puncture vine in and along City rights-of-way, in coordination with use of biocontrol agents (bugs).
- Achieve a balance of efforts between operational, contractual, and combined projects.
- Find an affordable solution for disposal of fill material generated by all construction activities.
- Provide assistance with increasing community events.
- Procure long term funding for all new structures added to street department maintenance inventory
- Procure funding to maintain service levels established by City Council.

2009-10 Accomplishments

- Continued efforts on new Public Works site by finishing frontage and outbuildings.
- Resurfaced West 6th Street from Mill Creek Bridge to Cherry Heights Road.
- Patched pavement surfaces after Water Distribution and Wastewater Collection utility work.
- Rocked and graded gravel roads and alleys in the City and watershed.

- Re-striped paved streets.
- Painted crosswalks and delineations in the City, as well as Mosier, Dufur and surrounding areas, as a trade of efforts agreement with Wasco County Public Works.
- Cleaned and cleared slide areas within city.
- Provided support to General Fund building and grounds efforts, traffic counts for engineering studies, and input for Urban Renewal activities.
- Provided staff support for Traffic Safety Commission issues and resolutions.
- Responded to and assisted with Codes Enforcement issues.
- Sanded and plowed in two moderate winter storm events.
- Assisted with many community functions, including parades, rodeo, events, bicycle races, community cleanup, street festivals, cruise and car races.
- Installed street banners for various events throughout the year.
- Freshened up paint on the Union Street Underpass.
- Maintained lawns and pocket parks in the various community areas.
- Completed the Brewery Grade Slide Mitigation Trim/ Scale Project.
- Procured, developed, and initiated fill material sites around the City.
- Completed the surface upgrade on the south end of Pomona Street.
- Installed and maintained the revised traffic flow signs and structures at West 6th and Mount Hood

Major Issues to be resolved in the next 5 years

- Find viable funding mechanisms to sustain adequate service levels as our community continues to expand in growth and needs, allowing for increased costs for traffic lighting and signals, waste disposal, fuel and materials costs.
- Build funding for installation of traffic signals in congested intersections.
- Build funding to allow for the 4.0 miles per year of surface treatment required to keep up with street deterioration rates and growth; current funding allows up to ½ mile per year.
- Find funding to allow timely replacement of equipment and vehicles.

**City of The Dalles, Oregon
Fiscal Year 2010-11 Budget
STREET FUND SUMMARY**

<u>Revenue/Cost Centers</u>	<u>FY07/08 Actual</u>	<u>FY008/09 Actual</u>	<u>FY09/10 Budget</u>	<u>FY10/11 Proposed Budget</u>	<u>FY10/11 Approved Budget</u>	<u>FY10/11 Adopted Budget</u>
BEGINNING BALANCE	428,433	489,880	605,754	519,943	519,943	644,543
REVENUES	1,025,800	1,196,138	1,759,458	1,437,103	1,437,103	1,479,103
OTHER SOURCES	273,119	348,082	386,753	424,980	424,980	424,980
TOTAL RESOURCES	1,727,352	2,034,101	2,751,965	2,382,026	2,382,026	2,548,626
STREET OPERATIONS	1,054,855	1,025,224	1,305,936	1,227,815	1,227,815	1,324,415
PUBLIC WORKS RESERVE FUND	60,304	131,029	200,895	178,420	178,420	178,420
STREET/BRIDGE REPLACEMENT FUND	14,650	-	1,010,372	797,631	797,631	867,631
TOTAL EXPENDITURES	1,129,809	1,156,253	2,517,203	2,203,866	2,203,866	2,370,466
CHARGES FOR SERVICES	-	-	-	-	-	-
TRANSFER OUT	107,662	160,752	174,165	178,160	178,160	178,160
CONTINGENCY	-	-	60,597	-	-	-
UNAPPROPRIATED ENDING BAL	-	-	-	-	-	-
TOTAL OTHER USES	107,662	160,752	234,762	178,160	178,160	178,160
TOTAL EXPENDS & OTHER USES	1,237,471	1,317,005	2,751,965	2,382,026	2,382,026	2,548,626
FUND TOTAL	489,880	717,095	-	-	-	-

**City of The Dalles, Oregon
Fiscal Year 2010-11 Budget**

STREET FUND

Account Number	Account Description	FY 2007-2008 Actual	FY 2008-2009 Actual	FY 2009-2010 Budget	FY 2010-2011 Proposed Budget	FY 2010-2011 Approved Budget	FY 2010-2011 Adopted Budget
REVENUES							
005-0000-300.00-00	BEGINNING BALANCE	264,712	262,664	166,487	65,072	65,072	119,672
005-0000-319.40-00	LOCAL 3 CENT FUEL TAX	364,290	374,608	390,000	375,000	375,000	417,000
005-0000-335.30-00	STATE F.A.U. EXCHANGE FUND	-	-	-	-	-	-
005-0000-335.40-00	STATE MOTOR VEH FND	561,048	505,977	684,720	669,785	669,785	669,785
005-0000-337.10-00	URBAN RENEWAL	6,651	3,249	20,000	5,000	5,000	5,000
005-0000-337.70-00	CHENOWITH PUD	-	-	-	-	-	-
005-0000-341.80-00	COPIES, PLANS, ORD'S	-	16	-	-	-	-
005-0000-341.90-00	MISC SALES AND SRVCE	5,579	2,681	2,500	2,000	2,000	2,000
005-0000-348.00-00	INTERDEPARTMENTAL REVENUE	14,266	13,565	37,738	33,538	33,538	33,538
005-0000-361.00-00	INTEREST REVENUES	6,613	1,241	2,000	100	100	100
005-0000-369.00-00	OTHER MISC REVENUES	3,903	8,265	500	500	500	500
005-0000-391.51-00	WATER UTILITY FUND	84,825	91,415	107,812	115,250	115,250	115,250
005-0000-391.55-00	WASTEWATER UTILITY	113,294	121,667	128,941	139,730	139,730	139,730
005-0000-392.00-00	SALE OF FIXED ASSETS	-	-	-	-	-	-
TOTAL STREET FUND REVENUES		1,425,181	1,385,347	1,540,698	1,405,975	1,405,975	1,502,575
EXPENDITURES							
005-0500-431.11-00	REGULAR SALARIES	395,845	428,539	449,586	398,115	375,639	375,639
005-0500-431.12-00	PARTTIME/TEMP SALARIES	2,027	1,188	3,000	3,000	3,000	3,000
005-0500-431.13-00	OVERTIME SALARIES	14,034	33,190	19,225	19,225	16,225	16,225
005-0500-431.21-10	MEDICAL INSURANCE	84,268	94,744	107,488	104,612	101,459	101,459
005-0500-431.21-20	L-T DISABILITY INSURANCE	1,729	2,110	2,248	1,991	1,878	1,878
005-0500-431.21-30	LIFE INSURANCE	344	366	430	363	334	334
005-0500-431.21-40	WORKERS COMP INSURANCE	23,263	21,124	31,023	35,916	33,170	33,170
005-0500-431.22-00	FICA	30,476	34,404	36,093	32,156	30,207	30,207
005-0500-431.23-00	RETIREMENT CONTRIBUTIONS	48,057	54,991	60,694	53,746	50,711	50,711
005-0500-431.28-00	VEBA CONTRIBUTIONS	-	3,878	1,377	2,082	2,082	2,082
005-0500-431.29-00	OTHER EMPLOYEE BENEFITS	204	294	242	206	178	178
TOTAL PERSONNEL SERVICE		600,246	674,827	711,406	651,412	614,883	614,883
005-0500-431.31-10	CONTRACTUAL SERVICES	269	2,447	3,245	3,840	3,840	3,840
005-0500-431.31-40	WASCO CO COMMUNICATIONS	8,050	6,713	6,776	7,082	7,082	7,082
005-0500-431.34-10	ENGINEERING SERVICES	-	-	4,000	-	-	-
005-0500-431.34-30	COMPUTER SERVICES	-	3,050	5,133	5,843	5,843	5,843
005-0500-431.34-40	SOFTWARE MAINTENANCE	4,513	-	-	-	-	-
005-0500-431.34-50	SPECIAL STUDIES & REPORTS	-	-	-	12,000	12,000	12,000
005-0500-431.39-00	OTHER CONTRACTUAL SVCS	12,892	11,509	19,095	19,392	19,392	19,392
005-0500-431.41-10	WATER & SEWER	2,554	2,316	7,725	8,493	8,493	8,493
005-0500-431.41-20	GARBAGE SERVICES	12,767	14,863	14,730	19,280	3,600	3,600
005-0500-431.41-30	NATURAL GAS	6,538	6,840	16,826	10,725	10,725	10,725
005-0500-431.41-40	ELECTRICITY	4,640	4,123	4,600	4,730	4,730	4,730
005-0500-431.41-50	STREET & TRAFFIC LIGHTING	84,156	77,684	83,180	83,180	83,180	83,180
005-0500-431.42-00	JANITORIAL SERVICES	3,619	5,665	7,600	7,600	7,600	7,600
005-0500-431.43-10	BUILDINGS AND GROUNDS	10,939	4,855	12,239	9,676	9,676	9,676
005-0500-431.43-20	COMPUTERS	18	39	1,200	1,200	1,200	1,200
005-0500-431.43-30	RADIO EQUIPMENT	1,933	92	710	727	727	727
005-0500-431.43-40	OFFICE EQUIPMENT	-	5	500	500	500	500
005-0500-431.43-45	JOINT USE OF LABOR/EQUIP	292	7,993	5,275	5,275	5,275	5,275
005-0500-431.43-50	VEHICLES	37,609	36,344	46,209	49,800	41,333	41,333
005-0500-431.43-51	GAS/OIL/DIESEL/LUBRICANTS	36,693	34,752	43,046	39,670	39,670	39,670
005-0500-431.43-52	TIRES AND TIRE REPAIRS	6,263	7,975	6,969	9,813	9,813	9,813
005-0500-431.43-70	GENERAL EQUIPMENT	1,215	2,990	4,331	8,994	8,994	8,994
005-0500-431.43-71	SPCL UTILITY EQUIPMENT	7,264	7,537	8,205	7,375	480	480
005-0500-431.43-80	SHOP EQUIPMENT	4,119	4,949	6,618	5,249	5,249	5,249
005-0500-431.43-81	SERVICE PICKUP TOOLS	705	531	700	700	700	700
005-0500-431.43-87	UTILITIES LOCATES	205	261	437	436	436	436
005-0500-431.44-20	RENTAL OF EQUIPMENT	812	5,973	1,200	200	200	200
005-0500-431.52-10	LIABILITY INSURANCE	7,776	7,702	8,604	6,815	6,815	6,815
005-0500-431.52-30	PROPERTY INSURANCE	691	1,088	1,143	6,199	6,199	6,199
005-0500-431.52-50	AUTOMOTIVE INSURANCE	8,800	9,108	10,063	5,448	5,448	5,448
005-0500-431.53-20	POSTAGE	400	259	470	470	470	470

STREET FUND (continued)

Account Number	Account Description	FY 2007-2008	FY 2008-2009	FY 2009-2010	FY 2010-2011	FY 2010-2011	FY 2010-2011
		Actual	Actual	Budget	Proposed Budget	Approved Budget	Adopted Budget
005-0500-431.53-30	TELEPHONE	7,392	9,267	7,050	6,561	6,561	6,561
005-0500-431.53-40	LEGAL NOTICES	21	24	150	150	150	150
005-0500-431.53-60	PUBLIC EDUCATION/INFO	(8)	-	507	407	407	407
005-0500-431.54-00	ADVERTISING	421	56	500	-	-	-
005-0500-431.55-00	PRINTING AND BINDING	62	103	1,335	1,345	1,345	1,345
005-0500-431.57-00	PERMITS	311	150	130	80	80	80
005-0500-431.58-10	TRAVEL, FOOD & LODGING	1,318	437	550	550	550	550
005-0500-431.58-50	TRAINING AND CONFERENCES	5,708	5,261	11,264	11,177	11,177	11,177
005-0500-431.58-70	MEMBERSHIPS/DUES/SUBS	721	908	658	971	971	971
005-0500-431.60-10	OFFICE SUPPLIES	2,873	2,594	2,748	2,748	2,748	2,748
005-0500-431.60-20	JANITORIAL SUPPLIES	3,191	4,196	3,900	3,900	3,900	3,900
005-0500-431.60-60	EXPENDABLE SUPPLIES	-	4	100	100	100	100
005-0500-431.60-80	CLOTHING	2,851	2,248	2,825	3,275	3,275	3,275
005-0500-431.60-85	SPECIAL DEPT SUPPLIES	3,891	4,613	4,359	4,514	4,514	4,514
005-0500-431.60-86	CHEMICAL/LAB SUPPLIES	329	80	1,662	1,647	1,647	1,647
005-0500-431.60-87	STREET CONST SUPPLIES	147,834	42,306	187,855	193,208	260,779	357,379
005-0500-431.64-10	BOOKS AND PERIODICALS	730	368	1,075	1,025	1,025	1,025
005-0500-431.64-80	COMPUTER SOFTWARE	2,539	2,308	3,000	-	-	-
005-0500-431.69-50	MISCELLANEOUS EXPENSES	-	97	-	-	-	-
005-0500-431.69-80	ASSETS < \$5000	-	528	5,406	1,866	1,866	1,866
TOTAL MATERIALS AND SERVICES		445,916	343,211	565,903	574,236	610,765	707,365
005-0500-431.72-20	BUILDINGS	-	-	16,667	-	-	-
005-0500-431.74-10	MACHINERY	-	-	-	-	-	-
005-0500-431.74-20	VEHICLES	-	-	-	2,167	2,167	2,167
005-0500-431.74-25	COMMUNICATIONS EQUIP	-	867	5,794	-	-	-
005-0500-431.74-30	FURNITURE AND FIXTURES	-	1,453	3,333	-	-	-
005-0500-431.74-50	COMPUTER EQUIPMENT	11	4,866	2,833	-	-	-
005-0500-431.74-90	EQUIPMENT, OTHER	8,682	-	-	-	-	-
005-0500-431.75-10	CAPITAL PROJECTS	-	-	-	-	-	-
TOTAL CAPITAL OUTLAY		8,693	7,186	28,627	2,167	2,167	2,167
TOTAL STREET OPERATIONS		1,054,855	1,025,224	1,305,936	1,227,815	1,227,815	1,324,415
OTHER USES							
005-9500-431.81-01	TO GENERAL FUND	99,918	107,240	114,352	118,740	118,740	118,740
005-9500-431.81-09	TO PUBLIC WKS RESV FUND	-	-	-	-	-	-
005-9500-431.81-10	TO UNEMPLOYMENT FUND	1,969	-	-	-	-	-
005-9500-431.81-13	TO STREET & BRIDGE FUND	-	-	-	-	-	-
005-9500-431.81-18	TO SPECIAL GRANTS FUND	5,775	-	-	-	-	-
005-9500-431.81-43	TO FFCD 2008 DEBT SVC FUND	-	53,512	59,813	59,420	59,420	59,420
TOTAL OPERATING TRANSFERS OUT		107,662	160,752	174,165	178,160	178,160	178,160
005-9500-431.88-00	CONTINGENCY	-	-	60,597	-	-	-
TOTAL CONTINGENCY		-	-	60,597	-	-	-
005-9500-431.89-00	UNAPPROPRIATED ENDING BAL	-	-	-	-	-	-
TOTAL UNAPPROPRIATED ENDING BAL		-	-	-	-	-	-
TOTAL OTHER USES		107,662	160,752	234,762	178,160	178,160	178,160
GRAND TOTAL STREET FUND EXPENSES		1,162,517	1,185,976	1,540,698	1,405,975	1,405,975	1,502,575
STREET FUND - REVENUES LESS EXPENSES		262,664	199,371	-	-	-	-

**City of The Dalles, Oregon
Fiscal Year 2010-11 Budget**

PUBLIC WORKS RESERVE FUND

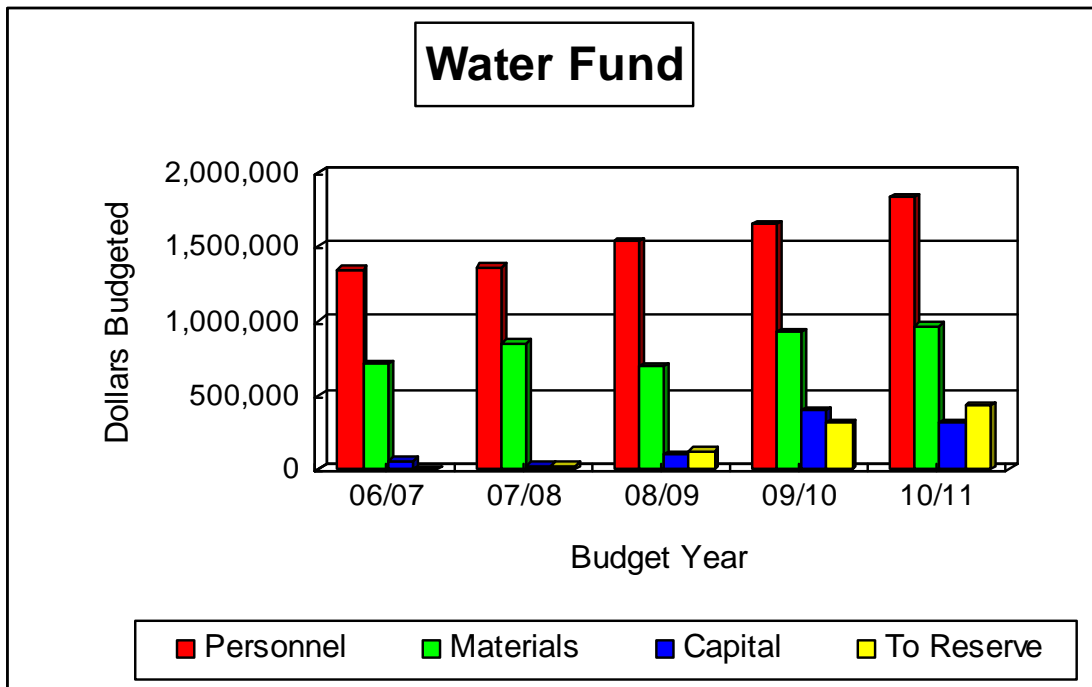
Account Number	Account Description	FY 2007-2008 Actual	FY 2008-2009 Actual	FY 2009-2010 Budget	FY 2010-2011 Proposed Budget	FY 2010-2011 Approved Budget	FY 2010-2011 Adopted Budget
REVENUES							
009-0000-300.00-00	BEGINNING BALANCE	25,639	41,845	48,895	8,320	8,320	8,320
009-0000-361.00-00	INTEREST REVENUES	1,510	569	2,000	100	100	100
009-0000-369-00-00	OTHER MISC REVENUES	-	-	-	-	-	-
009-0000-391.05-00	STREET FUND	-	-	-	-	-	-
009-0000-391.51-00	WATER UTILITY FUND	25,000	25,000	30,000	30,000	30,000	30,000
009-0000-391.55-00	WASTEWATER FUND	50,000	110,000	120,000	140,000	140,000	140,000
009-0000-392-10-00	SALE OF WATER FUND FIXED ASSETS	-	-	-	-	-	-
009-0000-392-20-00	SALE OF WASTEWATER FIXED ASSETS	-	-	-	-	-	-
009-0000-392-30-00	SALE OF STREET FUND FIXED ASSETS	-	-	-	-	-	-
TOTAL PUBLIC WORKS RESERVE FUND REVENUES		102,149	177,414	200,895	178,420	178,420	178,420
EXPENDITURES							
009-9000-431.74-10	MACHINERY	33,900	67,349	55,895	58,000	58,000	58,000
009-9000-431.74-20	VEHICLES	26,404	63,681	145,000	120,420	120,420	120,420
TOTAL CAPITAL OUTLAY		60,304	131,029	200,895	178,420	178,420	178,420
GRAND TOTAL PUBLIC WORKS RESERVE EXPENSES		60,304	131,029	200,895	178,420	178,420	178,420
PUBLIC WORKS RESERVE FUND - REVENUES LESS EXPENSES		41,845	46,385	-	-	-	-

STREET BRIDGE REPLACEMENT FUND

Account Number	Account Description	FY 2007-2008 Actual	FY 2008-2009 Actual	FY 2009-2010 Budget	FY 2010-2011 Proposed Budget	FY 2010-2011 Approved Budget	FY 2010-2011 Adopted Budget
REVENUES							
013-0000-300.00-00	BEGINNING BALANCE	138,082	185,372	390,372	446,551	446,551	516,551
013-0000-331.11-00	FAU EXCHANGE FUNDS	-	-	315,000	148,080	148,080	148,080
013-0000-331.90-00	FEDERAL GRANTS - MISC	-	-	100,000	-	-	-
013-0000-344-20-10	CONNECT CHRGS/ TRANS SDC	56,807	281,081	200,000	200,000	200,000	200,000
013-0000-361.00-00	INTEREST REVENUES	5,133	4,887	5,000	3,000	3,000	3,000
013-0000-391.05-00	STREET FUND	-	-	-	-	-	-
TOTAL STREET/BRIDGE REPLACEMENT FUND		200,022	471,340	1,010,372	797,631	797,631	867,631
EXPENDITURES							
013-1400-431.75-10	CAPITAL PROJECTS	14,650	-	1,010,372	797,631	797,631	867,631
TOTAL CAPITAL OUTLAY		14,650	-	1,010,372	797,631	797,631	867,631
GRAND TOTAL STREET/BRIDGE REPLACEMENT EXPENSES		14,650	-	1,010,372	797,631	797,631	867,631
STREET/ BRIDGE REPLCMNT FUND - REVENUE LESS EXPENSE		185,372	471,340	-	-	-	-

**City of The Dalles, Oregon
Fiscal Year 2010-11 Budget**

Fund: Water (050)
Department: Public Works **Number of Employees:** 27
Program: Water Treatment and Water Distribution



The Water Fund is an enterprise fund used to account for the operations of the City’s water utility. The fund’s primary source of revenue is the sale of water. For budget purposes the fund is divided into two parts: Water Treatment (051-5000) and Water Distribution (051-5100).

WATER TREATMENT

Description

The Water Treatment program accounts for all activities involved for daily operations, scheduled and non-scheduled maintenance required to ensure the continuous operation of the Wicks Water Treatment Plant which is staffed around the clock. The Water Treatment Division also includes operation and maintenance of the water quality laboratories, and management of The Dalles Municipal Watershed for the protection and enhancement of water quality and quantity. The Water Treatment program work is performed by seven Oregon-certified Water Treatment Operators and one division manager.

2010-11 Goals, Projects and Highlights

- Repair or replace the bridge at Crow Creek Dam.
- Continue work on a land exchange with the US Forest Service to consolidate City ownership around Crow Creek Dam and reservoir.
- Continue work on environmental permitting for Crow Creek Dam expansion and Dog River Diversion Pipeline replacement projects.

- Complete planning for and begin field work on the forest fuels reduction project in The Dalles Watershed utilizing a \$200,000 National Fire Plan grant.
- Continue additional water quality testing programs on both source water and treated water in compliance with new federal regulations.
- Continue to participate in and apply optimization principles of Partnership for Safe Water.
- Obtain new DEQ permit for discharge of filter backwash water. Annual cost to increase from \$415 to \$11,000.

2009-10 Accomplishments/Comments

- Completed the installation of the clearwell influent control valve and magnetic flow meter.
- Replaced three outdated SCADA workstations.
- Started the transition from 100% chlorine gas to onsite sodium hypochlorite generation for water disinfection.
- Completed a wetlands assessment related to the proposed Crow Creek Dam land exchange.
- Continued to work through an agreement with the Forest Service for completion of environmental and cultural resource surveys related to the replacement of the Dog River Diversion Pipeline.
- Continued water quality testing programs on both source water and treated water in compliance with new and existing federal regulations.
- Maintained national accreditation of the Biolaboratory through the Oregon Environmental Laboratory Accreditation Program (ORELAP) for coliform bacteria and nitrate.
- Continued to participate in and apply the treatment optimization principles of the Partnership for Safe Water.
- Evaluated disposal options for filter backwash water in compliance with new federal and state regulations.

Major Issues to be resolved in the next 5 years

- Replace the Dog River Diversion line.
- Complete a land exchange with US Forest Service to facilitate Crow Creek Dam enlargement and/or spillway enhancement.
- Complete expansion of Crow Creek Dam.
- Construct improvements to the mixing systems at the Wicks Water Treatment Plant to improve treatment effectiveness and efficiency, thereby increasing plant capacity.
- Replace the 60-year old Wash Water Reservoir at the Wick Water Treatment Plant.

WATER DISTRIBUTION

Description

The eight Oregon-Certified Water Distribution Operators along with a Water Distribution Division Manager are responsible for providing an uninterrupted supply of clean, safe drinking water for the citizens of the City of The Dalles, while also ensuring that there is an adequate supply of water for fire suppression needs. These goals can only be met by maintaining a close and cooperative working relationship with the City's Water Treatment Division. Approximately 94% of the city's water is from a surface source and the remaining 6% is provided by 3 ground water wells. The infrastructure used to store and deliver the city's drinking water incorporates 5 storage reservoirs, two booster pumping stations, 100 miles of water lines, 13 separate service/pressure zones, over 700 fire hydrants, and 4,750 water meters. Operating and maintaining chlorination systems, corrosion inhibitor and fluoridation systems, responding to water quality and pressure questions, conducting a backflow protection program, installing new water services and performing preventive maintenance of tanks, valves, pumps, pipes and wells are daily tasks carried out by the water distribution team.

2010-11 Goals, Projects, and Highlights

- Continue to protect public health through water quality monitoring, water quality investigations, backflow protection, system maintenance, and assurance of adequate fire flows and pressure.
- Monitor Federal and State drinking water regulation changes and make necessary adjustments and/or improvements required to keep the system in compliance.
- Under Economic Stimulus funding, construct and put into service a new reservoir and pump station at an elevation higher than the other five reservoirs (760 feet elevation) to accommodate the city's growth and enhance the hydraulics at Garrison and Sorosis reservoirs.
- Continue to completely rehabilitate 5 PRV stations per year.
- Install all required water distribution infrastructure and service stub outs for 19th Street improvements.
- Continue to upgrade galvanized laterals and main lines for system improvement and in advance of street paving projects.
- Implement Phase I installation and operation of an Automated Meter Reading System (AMR)
- Install new chlorine analyzers at all three well sites.
- Install water main line inter-tie at 2nd and Webber Streets to enhance flow to Port area.
- Extend 12" water main line up Richmond Street to 13th Street to provide for future growth.

2009-10 Accomplishments

- Rehabilitated 5 PRV control valves.
- Completed approximately 30 utility locates per week, including water, waste water, and storm and Q-life underground lines.
- Renewed water services and upgraded main lines in gravel street improvement areas.
- Completed Phase 2 of the Eastside Inter-Tie project which involved construction of an 18" water main connecting Lone Pine Well to the downtown area.
- Purchased new dechlorination equipment and constructed truck mount system for flushing hydrants.
- Removed and rebuilt pump at Intermediate Booster Pump Station.
- Read all 4,750 meters monthly, and continued the meter rebuild program.
- Addressed all emergency water problems (i.e. main breaks, excessive pressure) within 24 hours and

with minimal customer impact.

- Worked with engineering department to complete investigation of required upgrades of water lines, services and hydrants for 3rd Street LID project.
- Implemented fire hydrant maintenance computer software program.

Major Issues to be resolved in the next five years

- Implementation of elements of the approved Water System Master Plan.
- Installation of Automated Meter Reading system (AMR).
- Begin engineering and investigate funding sources to replace Highline and Mill Creek transmission lines.
- Extension and looping of water main around the west end of the Port area to accommodate new development and fire flows.
- Cleaning and repair of Sorosis Reservoir.
- Review of all water customer accounts for inaccuracies to minimize loss of revenue and provide data for “unaccounted for” water.
- Installation of 16" pipe from Marks Well to Garrison Reservoir.

**City of The Dalles, Oregon
Fiscal Year 2010-11 Budget
WATER UTILITY FUND SUMMARY**

<u>Revenue/Cost Centers</u>	<u>FY07/08 Actual</u>	<u>FY008/09 Actual</u>	<u>FY09/10 Budget</u>	<u>FY10/11 Proposed Budget</u>	<u>FY10/11 Approved Budget</u>	<u>FY10/11 Adopted Budget</u>
BEGINNING BALANCE	8,625,810	4,326,086	2,302,407	1,819,055	1,819,055	2,077,842
REVENUES	3,290,166	3,365,811	6,833,146	5,001,520	5,001,520	5,001,520
OTHER SOURCES	-	96,477	3,268,528	3,387,047	3,387,047	3,387,047
TOTAL RESOURCES	11,915,976	7,788,374	12,404,081	10,207,622	10,207,622	10,466,409
WATER TREATMENT	981,773	973,099	1,349,511	1,435,845	1,423,478	1,532,265
WATER DISTRIBUTION	1,258,856	1,360,469	1,633,662	1,682,123	1,694,490	1,694,490
WATER DEPT CAPITAL RESERVE FUND	4,380,632	1,464,518	7,570,352	4,968,790	4,968,790	5,118,790
TOTAL EXPENDITURES	6,621,261	3,798,086	10,553,525	8,086,758	8,086,758	8,345,545
CHARGES FOR SERVICES	-	-	-	-	-	-
TRANSFER OUT	968,629	1,163,298	1,441,058	1,700,396	1,700,396	1,700,396
CONTINGENCY	-	-	409,498	420,468	420,468	420,468
UNAPPROPRIATED ENDING BAL	-	-	-	-	-	-
TOTAL OTHER USES	968,629	1,163,298	1,850,556	2,120,864	2,120,864	2,120,864
TOTAL EXPENDS & OTHER USES	7,589,890	4,961,384	12,404,081	10,207,622	10,207,622	10,466,409
FUND TOTAL	4,326,086	2,826,990	-	-	-	-

**City of The Dalles, Oregon
Fiscal Year 2010-11 Budget**

WATER UTILITY FUND REVENUES

Account Number	Account Description	FY 2007-2008	FY 2008-2009	FY 2009-2010	FY 2010-2011	FY 2010-2011	FY 2010-2011
		Actual	Actual	Budget	Proposed Budget	Approved Budget	Adopted Budget
REVENUES							
051-0000-300.00-00	BEGINNING BALANCE	327,126	324,560	206,245	283,644	283,644	392,431
051-0000-331.90-00	FEDERAL GRANTS-MISC	-	-	150,000	200,000	200,000	200,000
051-0000-337.10-00	URBAN RENEWAL	6,651	3,249	20,000	5,000	5,000	5,000
051-0000-341.80-00	COPIES, PLANS, ORD'S	-	16	50	50	50	50
051-0000-341.90-00	MISC SALES AND SERVICES	47,726	82,036	67,000	62,000	62,000	62,000
051-0000-344.10-00	UTILITY SERVICE CHARGES	2,701,062	3,048,859	3,482,928	3,668,000	3,668,000	3,668,000
051-0000-344.90-00	DELINQUENT ACCT INT	5,543	9,675	8,500	15,000	15,000	15,000
051-0000-345.05-00	INTERNET CHARGES	-	-	-	-	-	-
051-0000-345.20-00	UNCOLLECTIBLE ACCTS	(2,911)	(4,880)	(7,200)	(10,000)	(10,000)	(10,000)
051-0000-345.50-00	WATERSHED UTILIZATION FEE	135	-	135	135	135	135
051-0000-348.00-00	INTERDEPARTMENTAL REV	2,527	4,635	3,000	4,000	4,000	4,000
051-0000-361.00-00	INTEREST REVENUES	8,216	9,349	10,000	3,000	3,000	3,000
051-0000-363.50-00	PROPERTY RENTALS	3,060	4,080	4,080	4,080	4,080	4,080
051-0000-368.00-00	TIMBER RECEIPTS	-	-	5,000	5,000	5,000	5,000
051-0000-369.00-00	OTHER MISC REVENUE	6,787	9,287	500	500	500	500
051-0000-392.00-00	SALE OF FIXED ASSETS	-	-	-	100	100	100
TOTAL WATER UTILITY FUND REVENUES		3,105,922	3,490,866	3,950,238	4,240,509	4,240,509	4,349,296

WATER TREATMENT DEPARTMENT EXPENSES

Account Number	Account Description	FY 2007-2008	FY 2008-2009	FY 2009-2010	FY 2010-2011	FY 2010-2011	FY 2010-2011
		Actual	Actual	Budget	Proposed Budget	Approved Budget	Adopted Budget
051-5000-510.11-00	REGULAR SALARIES	362,415	424,366	439,790	472,425	472,425	472,425
051-5000-510.12-00	PARTTIME/TEMP SALARIES	-	-	-	-	-	-
051-5000-510.13-00	OVERTIME SALARIES	15,139	10,167	18,120	18,120	18,120	18,120
051-5000-510.21-10	MEDICAL INSURANCE	73,989	91,202	108,225	125,351	125,351	125,351
051-5000-510.21-20	L-T DISABILITY INSURANCE	1,538	2,087	2,199	2,362	2,362	2,362
051-5000-510.21-30	LIFE INSURANCE	280	338	454	458	458	458
051-5000-510.21-40	WORKERS COMP INSURANCE	14,677	11,381	13,478	22,720	22,720	22,720
051-5000-510.22-00	FICA	28,501	32,813	35,030	37,527	37,527	37,527
051-5000-510.23-00	RETIREMENT CONTRIBUTIONS	38,436	50,092	51,872	63,777	63,777	63,777
051-5000-510.28-00	VEBA CONTRIBUTIONS	-	2,009	3,467	2,793	2,793	2,793
051-5000-510.29-00	OTHER EMPLOYEE BENEFITS	146	145	166	171	171	171
TOTAL PERSONNEL SERVICE		535,121	624,599	672,801	745,704	745,704	745,704
051-5000-510.31-10	CONTRACTUAL SERVICES	4,576	1,039	5,480	5,480	5,480	5,480
051-5000-510.33-30	FIRE PATROL	11,983	15,922	17,515	18,304	18,304	18,304
051-5000-510.34-10	ENGINEERING SERVICES	-	-	-	-	-	-
051-5000-510.34-30	COMPUTER SERVICES	5,093	5,689	9,010	9,311	9,311	9,311
051-5000-510.34-50	SPECIAL STUDIES & REPORTS	-	500	3,500	3,500	3,500	3,500
051-5000-510.39-00	OTHER CONTRACTUAL SVCS	38,547	39,660	49,550	61,600	61,600	101,600
051-5000-510.41-10	WATER & SEWER	-	-	650	650	650	650
051-5000-510.41-20	GARBAGE SERVICES	954	1,058	1,568	1,566	1,566	1,566
051-5000-510.41-30	NATURAL GAS	13,424	9,016	11,350	11,350	11,350	11,350
051-5000-510.41-40	ELECTRICITY	29,273	30,996	30,752	30,752	30,752	30,752
051-5000-510.42-00	JANITORIAL SERVICES	-	-	300	300	300	300
051-5000-510.43-10	BUILDINGS AND GROUNDS	246	9,094	930	715	715	715
051-5000-510.43-20	COMPUTERS	879	365	600	600	600	600
051-5000-510.43-30	RADIO EQUIPMENT	7	190	680	680	680	680
051-5000-510.43-40	OFFICE EQUIPMENT	109	-	700	700	700	700
051-5000-510.43-45	JOINT USE OF LABOR/EQUIP	2,914	4,829	7,738	4,538	4,538	4,538
051-5000-510.43-50	VEHICLES	5,240	4,086	4,888	5,688	5,688	5,688
051-5000-510.43-51	GAS/OIL/DIESEL/LUBRICANTS	6,278	5,680	8,678	8,678	8,678	8,678
051-5000-510.43-52	TIRES AND TIRE REPAIRS	1,550	2,752	1,890	2,210	2,210	2,210
051-5000-510.43-70	GENERAL EQUIPMENT	581	1,729	1,750	2,150	2,150	2,150
051-5000-510.43-71	SPECIAL UTILITY EQUIPMENT	18,297	11,233	13,735	14,790	14,790	14,790
051-5000-510.43-72	ELECTRICAL SYSTEMS	4,023	1,932	8,100	5,500	5,500	5,500
051-5000-510.43-73	PLUMBING	720	2,068	6,450	3,450	3,450	3,450
051-5000-510.43-77	HVAC SYSTEMS	910	280	800	800	800	800

WATER TREATMENT DEPARTMENT EXPENSES (continued)

Account Number	Account Description	FY 2007-2008	FY 2008-2009	FY 2009-2010	FY 2010-2011	FY 2010-2011	FY 2010-2011
		Actual	Actual	Budget	Proposed Budget	Approved Budget	Adopted Budget
051-5000-510.43-80	SHOP EQUIPMENT	514	1,408	884	1,084	1,084	1,084
051-5000-510.43-85	NUISANCE ABATEMENT	25	7	100	100	100	100
051-5000-510.43-86	LINES MNTNCE & SUPPLIES	353	556	600	12,967	600	600
051-5000-510.43-88	WATERSHED ROAD CONST/MAINT	-	226	4,000	4,400	4,400	4,400
051-5000-510.44-20	RENTAL OF EQUIPMENT	-	81	400	400	400	400
051-5000-510.50-50	TIMBER MANAGEMENT	-	5,469	2,430	2,430	2,430	2,430
051-5000-510.52-10	LIABILITY INSURANCE	2,736	3,965	2,522	5,930	5,930	5,930
051-5000-510.52-30	PROPERTY INSURANCE	18,737	19,574	21,531	19,661	19,661	19,661
051-5000-510.52-50	AUTOMOTIVE INSURANCE	1,494	1,311	1,377	1,782	1,782	1,782
051-5000-510.53-20	POSTAGE	3,527	3,529	5,390	5,590	5,590	5,590
051-5000-510.53-30	TELEPHONE	7,469	11,086	10,389	14,811	14,811	14,811
051-5000-510.53-32	TELEMETRY	2,344	1,135	2,250	-	-	-
051-5000-510.53-40	LEGAL NOTICES	84	73	500	500	500	500
051-5000-510.53-60	PUBLIC EDUCATION/INFO	1,570	1,587	2,753	2,703	2,703	2,703
051-5000-510.54-00	ADVERTISING	516	-	400	400	400	400
051-5000-510.55-00	PRINTING AND BINDING	1,576	48	1,050	1,050	1,050	1,050
051-5000-510.57-00	PERMITS	1,099	1,641	1,948	14,071	14,071	14,071
051-5000-510.58-10	TRAVEL, FOOD & LODGING	573	875	920	920	920	920
051-5000-510.58-50	TRAINING AND CONFERENCES	2,163	2,242	4,737	4,857	4,857	4,857
051-5000-510.58-70	MEMBERSHIPS/DUES/SUBS	1,023	1,528	2,564	2,884	2,884	2,884
051-5000-510.60-10	OFFICE SUPPLIES	795	1,400	1,890	2,070	2,070	2,070
051-5000-510.60-20	JANITORIAL SUPPLIES	963	914	1,360	1,360	1,360	1,360
051-5000-510.60-80	CLOTHING	866	2,000	2,000	2,000	2,000	2,000
051-5000-510.60-85	SPECIAL DEPT SUPPLIES	2,332	3,001	4,300	4,560	4,560	4,560
051-5000-510.60-86	CHEMICAL/LAB SUPPLIES	243,873	75,315	160,080	152,450	152,450	152,450
051-5000-510.64-10	BOOKS AND PERIODICALS	272	100	1,049	1,049	1,049	1,049
051-5000-510.64-80	COMPUTER SOFTWARE	52	-	300	300	300	300
051-5000-510.69-50	MISCELLANEOUS EXPENSES	376	-	-	-	-	-
051-5000-510.69-80	ASSETS < \$5000	477	459	975	-	-	-
TOTAL MATERIALS AND SERVICES		441,417	287,647	425,313	453,641	441,274	481,274
051-5000-510.72-20	BUILDINGS	-	-	-	-	-	-
051-5000-510.73-30	IMPRVMTS OTHER THAN BLDGS	-	-	200,000	230,000	230,000	290,000
051-5000-510.74-10	MACHINERY	-	-	-	-	-	-
051-5000-510.74-20	VEHICLES	-	-	-	6,500	6,500	6,500
051-5000-510.74-25	COMMUNICATIONS EQUIPMENT	-	-	6,397	-	-	-
051-5000-510.74-30	FURNITURE AND FIXTURES	-	44	-	-	-	-
051-5000-510.74-40	OFFICE EQUIPMENT	-	-	-	-	-	-
051-5000-510.74-50	COMPUTER EQUIPMENT	1,698	1,099	8,500	-	-	-
051-5000-510.74-90	EQUIPMENT, OTHER	3,536	59,710	36,500	-	-	8,787
TOTAL CAPITAL OUTLAY		5,234	60,853	251,397	236,500	236,500	305,287
TOTAL WATER TREATMENT EXPENSES		981,773	973,099	1,349,511	1,435,845	1,423,478	1,532,265

WATER DISTRIBUTION DEPARTMENT EXPENSES

Account Number	Account Description	FY 2007-2008	FY 2008-2009	FY 2009-2010	FY 2010-2011	FY 2010-2011	FY 2010-2011
		Actual	Actual	Budget	Proposed Budget	Approved Budget	Adopted Budget
051-5100-510.11-00	REGULAR SALARIES	555,605	601,915	627,025	680,054	680,054	680,054
051-5100-510.12-00	PARTTIME/TEMP SALARIES	2,027	1,188	3,000	3,000	3,000	3,000
051-5100-510.13-00	OVERTIME SALARIES	15,475	21,651	30,833	30,833	30,833	30,833
051-5100-510.21-10	MEDICAL INSURANCE	124,053	140,308	161,148	191,364	191,364	191,364
051-5100-510.21-20	L-T DISABILITY INSURANCE	2,363	2,779	3,135	3,400	3,400	3,400
051-5100-510.21-30	LIFE INSURANCE	417	466	589	620	620	620
051-5100-510.21-40	WORKERS COMP INSURANCE	21,050	23,261	22,888	34,274	34,274	34,274
051-5100-510.22-00	FICA	42,263	46,649	50,556	54,612	54,612	54,612
051-5100-510.23-00	RETIREMENT CONTRIBUTIONS	68,324	79,031	84,648	91,807	91,807	91,807
051-5100-510.28-00	VEBA CONTRIBUTIONS	-	521	2,539	3,674	3,674	3,674
051-5100-510.29-00	OTHER EMPLOYEE BENEFITS	337	434	279	285	285	285
TOTAL PERSONNEL SERVICE		831,913	918,203	986,640	1,093,923	1,093,923	1,093,923
051-5100-510.31-10	CONTRACTUAL SERVICES	323	696	1,624	4,840	4,840	4,840
051-5100-510.31-40	WASCO CO COMMUNICATIONS	8,050	6,713	6,777	7,082	7,082	7,082
051-5100-510.34-10	ENGINEERING SERVICES	21,601	18,000	18,000	18,000	18,000	18,000
051-5100-510.34-30	COMPUTER SERVICES	3,386	15,177	12,443	16,264	16,264	16,264
051-5100-510.34-40	SOFTWARE MAINTENANCE	4,513	-	-	-	-	-
051-5100-510.34-50	SPECIAL STUDIES & REPORTS	-	-	2,000	-	-	-
051-5100-510.39-00	OTHER CONTRACTUAL SVCS	9,943	6,007	8,950	10,100	10,100	10,100
051-5100-510.41-10	WATER & SEWER	2,002	1,710	3,517	3,863	3,863	3,863
051-5100-510.41-20	GARBAGE SERVICES	2,342	1,573	2,750	3,600	3,600	3,600
051-5100-510.41-30	NATURAL GAS	7,493	5,580	9,612	6,000	6,000	6,000
051-5100-510.41-40	ELECTRICITY	76,720	75,395	83,620	83,620	83,620	83,620
051-5100-510.42-00	JANITORIAL SERVICES	3,619	5,665	7,600	7,600	7,600	7,600
051-5100-510.43-10	BUILDINGS AND GROUNDS	12,452	8,916	13,360	12,694	12,694	12,694
051-5100-510.43-20	COMPUTERS	201	39	1,200	1,200	1,200	1,200
051-5100-510.43-30	RADIO EQUIPMENT	736	4,251	3,850	3,975	3,975	3,975
051-5100-510.43-40	OFFICE EQUIPMENT	-	5	500	500	500	500
051-5100-510.43-45	JOINT USE OF LABOR/EQUIP	11,395	13,210	12,000	10,000	10,000	10,000
051-5100-510.43-50	VEHICLES	12,334	31,954	22,731	26,052	26,052	26,052
051-5100-510.43-51	GAS/OIL/DIESEL/LUBRICANTS	25,908	21,177	23,871	23,871	23,871	23,871
051-5100-510.43-52	TIRES AND TIRE REPAIRS	4,692	5,404	4,920	5,941	5,941	5,941
051-5100-510.43-70	GENERAL EQUIPMENT	3,425	3,683	5,176	6,271	6,271	6,271
051-5100-510.43-71	SPECIAL UTILITY EQUIPMENT	29,150	27,120	24,880	38,990	38,990	38,990
051-5100-510.43-80	SHOP EQUIPMENT	5,291	7,564	7,189	5,862	5,862	5,862
051-5100-510.43-81	SERVICE PICKUP TOOLS	818	2,243	1,450	1,900	1,900	1,900
051-5100-510.43-86	LINES MAINT & SUPPLIES	66,237	61,148	76,275	70,416	82,783	82,783
051-5100-510.43-87	UTILITIES LOCATES	720	734	1,039	1,337	1,337	1,337
051-5100-510.44-20	RENTAL OF EQUIPMENT	348	475	1,400	1,400	1,400	1,400
051-5100-510.52-10	LIABILITY INSURANCE	15,361	15,745	17,081	7,968	7,968	7,968
051-5100-510.52-30	PROPERTY INSURANCE	8,834	9,229	9,690	15,035	15,035	15,035
051-5100-510.52-50	AUTOMOTIVE INSURANCE	4,484	4,419	5,140	6,333	6,333	6,333
051-5100-510.53-20	POSTAGE	1,652	1,857	1,770	1,970	1,970	1,970
051-5100-510.53-30	TELEPHONE	7,095	10,187	6,390	9,886	9,886	9,886
051-5100-510.53-32	TELEMETRY	1,031	799	1,125	-	-	-
051-5100-510.53-40	LEGAL NOTICES	36	124	1,000	450	450	450
051-5100-510.53-60	PUBLIC EDUCATION/INFO	1,676	1,587	2,753	2,703	2,703	2,703
051-5100-510.54-00	ADVERTISING	194	56	450	450	450	450
051-5100-510.55-00	PRINTING AND BINDING	342	365	2,065	1,575	1,575	1,575
051-5100-510.57-00	PERMITS	1,437	1,096	2,348	2,498	2,498	2,498
051-5100-510.58-10	TRAVEL, FOOD & LODGING	1,411	244	900	900	900	900
051-5100-510.58-50	TRAINING AND CONFERENCES	6,101	5,892	12,942	9,977	9,977	9,977
051-5100-510.58-70	MEMBERSHIPS/DUES/SUBS	2,545	2,285	3,221	3,769	3,769	3,769
051-5100-510.60-10	OFFICE SUPPLIES	3,072	2,913	2,653	2,653	2,653	2,653
051-5100-510.60-20	JANITORIAL SUPPLIES	3,191	4,163	3,900	3,900	3,900	3,900
051-5100-510.60-60	EXPENDABLE SUPPLIES	-	4	100	100	100	100
051-5100-510.60-80	CLOTHING	2,909	2,663	3,113	3,563	3,563	3,563
051-5100-510.60-85	SPECIAL DEPT SUPPLIES	3,399	5,817	5,060	5,110	5,110	5,110
051-5100-510.60-86	CHEMICAL/LAB SUPPLIES	8,812	13,342	19,675	16,775	16,775	16,775
051-5100-510.60-87	STREET CONST SUPPLIES	18,419	-	38,130	38,715	38,715	38,715
051-5100-510.64-10	BOOKS AND PERIODICALS	355	264	1,350	1,180	1,180	1,180
051-5100-510.64-80	COMPUTER SOFTWARE	2,487	2,371	-	-	-	-
051-5100-510.69-50	MISCELLANEOUS EXPENSES	-	97	-	-	-	-
051-5100-510.69-80	ASSETS < \$5000	-	896	5,192	7,650	7,650	7,650
TOTAL MATERIALS AND SERVICES		408,544	410,855	502,782	514,538	526,905	526,905

WATER DISTRIBUTION DEPARTMENT EXPENSES (continued)

Account Number	Account Description	FY 2007-2008	FY 2008-2009	FY 2009-2010	FY 2010-2011	FY 2010-2011	FY 2010-2011
		Actual	Actual	Budget	Proposed Budget	Approved Budget	Adopted Budget
051-5100-510.70-50	LEASE PURCHASE	-	-	-	-	-	-
051-5100-510.72-20	BUILDINGS	5,901	7	16,667	-	-	-
051-5100-510.73-30	IMPRVMTS OTHER THAN BLDGS	-	-	-	-	-	-
051-5100-510.74-10	MACHINERY	-	-	-	-	-	-
051-5100-510.74-20	VEHICLES	-	-	-	2,167	2,167	2,167
051-5100-510.74-25	COMMUNICATIONS EQUIPMENT	408	867	5,357	-	-	-
051-5100-510.74-30	FURNITURE AND FIXTURES	-	2,930	3,333	3,333	3,333	3,333
051-5100-510.74-40	OFFICE EQUIPMENT	-	-	-	-	-	-
051-5100-510.74-50	COMPUTER EQUIPMENT	171	9,776	8,883	-	-	-
051-5100-510.74-90	EQUIPMENT, OTHER	4,638	-	-	-	-	-
051-5100-510.75-10	CAPITAL PROJECTS	-	-	-	-	-	-
051-5100-510.76-10	SOURCE OF SUPPLY	-	-	-	-	-	-
051-5100-510.76-20	WATER LINES	7,280	17,830	110,000	68,162	68,162	68,162
TOTAL CAPITAL OUTLAY		18,399	31,411	144,240	73,662	73,662	73,662
051-5100-510.87-00	DEPRECIATION EXPENSE	-	-	-	-	-	-
TOTAL DEPRECIATION		-	-	-	-	-	-
TOTAL WATER DISTRIBUTION EXPENSES		1,258,856	1,360,469	1,633,662	1,682,123	1,694,490	1,694,490
TOTAL WATER UTILITY OPERATIONS		2,240,629	2,333,567	2,983,173	3,117,968	3,117,968	3,226,755
051-9500-510.81-01	TO GENERAL FUND	426,252	456,233	480,186	499,228	499,228	499,228
051-9500-510.81-05	TO STREET FUND	84,825	91,415	107,812	115,250	115,250	115,250
051-9500-510.81-09	TO PUBLIC WKS RESRV FUND	25,000	25,000	30,000	30,000	30,000	30,000
051-9500-510.81-10	TO UNEMPLOYMENT FUND	4,656	4,656	-	-	-	-
051-9500-510.81-43	TO FFCO 2008 DEBT SVC FUND	-	53,512	59,813	59,420	59,420	59,420
051-9500-510.81-53	WTR DEPT CAP RESRV FUND	-	96,477	279,756	398,175	398,175	398,175
TOTAL OPERATING TRANSFERS OUT		540,733	727,293	957,567	1,102,073	1,102,073	1,102,073
051-9500-510.88-00	CONTINGENCY	-	-	9,498	20,468	20,468	20,468
TOTAL CONTINGENCY		-	-	9,498	20,468	20,468	20,468
051-9500-510.89-00	UNAPPROPRIATED ENDING BAL	-	-	-	-	-	-
TOTAL UNAPPROPRIATED ENDING BAL		-	-	-	-	-	-
TOTAL OTHER USES		540,733	727,293	967,065	1,122,541	1,122,541	1,122,541
GRAND TOTAL WATER UTILITY FUND EXPENSES		2,781,362	3,060,860	3,950,238	4,240,509	4,240,509	4,349,296
WATER UTILITY FUND - REVENUES LESS EXPENSES		324,560	430,005	-	-	-	-

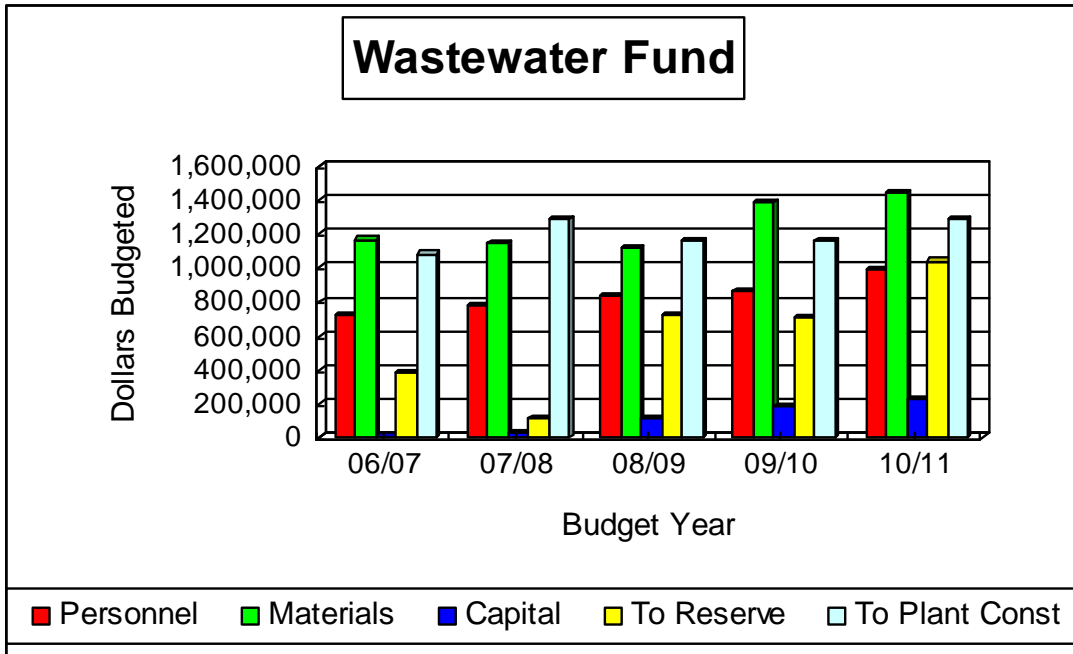
**City of The Dalles, Oregon
Fiscal Year 2010-11 Budget**

WATER DEPARTMENT CAPITAL RESERVE FUND

Account Number	Account Description	FY 2007-2008 Actual	FY 2008-2009 Actual	FY 2009-2010 Budget	FY 2010-2011 Proposed Budget	FY 2010-2011 Approved Budget	FY 2010-2011 Adopted Budget
REVENUES							
053-0000-300.00-00	BEGINNING BALANCE	8,298,684	4,001,526	2,096,162	1,535,411	1,535,411	1,685,411
053-0000-331.31-20	FED GRANTS-ECONOMIC STIMULUS	-	-	22,455	-	-	-
053-0000-331.31-21	FED GRANTS - ARRA GRANT	-	-	2,988,773	1,000,000	1,000,000	1,000,000
053-0000-344.20-00	CONNECT CHRGS/ WA SDC	148,275	120,826	57,925	34,755	34,755	34,755
053-0000-344.20-20	REIMBURSEMENT DISTRICT PMTS	-	-	-	-	-	-
053-0000-361.00-00	INTEREST REVENUES	363,095	78,679	20,000	10,000	10,000	10,000
053-0000-391.51-00	WATER UTILITY FUND	-	96,477	279,756	398,175	398,175	398,175
053-0000-393.10-00	LOAN/BOND PROCEEDS	-	-	-	-	-	-
053-0000-393.10-21	LOAN PROCEEDS - ARRA LOANS	-	-	2,988,772	2,988,772	2,988,772	2,988,772
TOTAL WATER DEPT CAP RESERVE FUND REVENUES		8,810,054	4,297,508	8,453,843	5,967,113	5,967,113	6,117,113
EXPENDITURES							
053-5300-510.32-90	BOND ISSUANCE COSTS	-	-	-	-	-	-
053-5300-510.34-10	ENGINEERING SERVICES	234,206	795,380	35,000	70,000	70,000	70,000
TOTAL MATERIALS AND SERVICES		234,206	795,380	35,000	70,000	70,000	70,000
053-5300-510.71-10	LAND	23,191	-	64,670	-	-	-
053-5300-510.75-10	CAPITAL PROJECTS	3,606,149	470,956	1,003,996	470,018	470,018	470,018
053-5300-510.76-10	SOURCE OF SUPPLY	-	-	489,141	-	-	-
053-5300-510.76-20	WATER LINES	517,086	198,183	-	440,000	440,000	440,000
TOTAL CAPITAL OUTLAY		4,146,426	669,138	1,557,807	910,018	910,018	910,018
TERMINAL RESERVOIR DEPARTMENT (ARRA FUNDS)							
053-5300-510.75-10	CAPITAL PROJECTS	-	-	5,977,545	3,988,772	3,988,772	4,138,772
TOTAL CAPITAL OUTLAY		-	-	5,977,545	3,988,772	3,988,772	4,138,772
TOTAL TERMINAL RESERVOIR DEPT - (ARRA FUNDS)		-	-	5,977,545	3,988,772	3,988,772	4,138,772
TOTAL WATER CAPITAL RESERVE OPERATIONS		4,380,632	1,464,518	7,570,352	4,968,790	4,968,790	5,118,790
053-9500-510-81-44	TO 2009 FFCO DEBT SVC FUND	-	-	47,486	32,718	32,718	32,718
053-9500-510-81-58	TO WATER DEBT SERVICE FUND	427,896	436,005	436,005	565,605	565,605	565,605
TOTAL OPERATING TRANSFERS OUT		427,896	436,005	483,491	598,323	598,323	598,323
053-9500-510-88-10	RATE STABILIZATION ACCT	-	-	400,000	400,000	400,000	400,000
TOTAL CONTINGENCY		-	-	400,000	400,000	400,000	400,000
053-9500-510-89-00	UNAPPROPRIATED ENDING BAL	-	-	-	-	-	-
TOTAL UNAPPROPRIATED ENDING BALANCE		-	-	-	-	-	-
GRAND TOTAL WATER CAPITAL RESERVE EXPENSES		4,808,528	1,900,523	8,453,843	5,967,113	5,967,113	6,117,113
TOTAL WATER CAPITAL RESERVE - REVENUE LESS EXPENSE		4,001,526	2,396,985	-	-	-	-

**City of The Dalles, Oregon
Fiscal Year 2010-11 Budget**

Fund: Wastewater (055)
Department: Public Works **Number of Employees:** 18
Program: Wastewater Collection, Wastewater Treatment and Storm Water



The Wastewater Fund is an enterprise fund used to account for the operation of the City's wastewater utility. The fund's primary source of revenue is sewer rates. For budget purposes, Wastewater Collection, Wastewater Treatment, and Storm Water functions are combined as Fund 055-5500.

WASTEWATER COLLECTION

Description

The Wastewater Collection Division manages the operation and maintenance of an intricate wastewater collection system consisting of more than 70 miles of sanitary sewer mainlines, interceptors, and sanitary sewer lift stations. These efforts provide wastewater collection service to the community through video inspection of sanitary sewers, warranty inspection of new construction, mechanical and chemical treatment of troubled sewers, routine sewer and lift station maintenance and system replacements, which reduce the risk of public exposure to biological hazards associated with wastewater streams.

2010-11 Goals, Projects, and Highlights

- Operate the collection system in an effective and cost-efficient manner to protect the public investment and protect public health and the environment.
- Improve base maps and as-builts of the sanitary and storm systems.
- Repair or replace sewer lines in advance of paving projects.

- Provide new service connections for properties as they develop.
- Prepare slipline contract to complete twice as much pipeline rehabilitation as was done in 2009-10; target for 2010-11 will be about 2 miles of pipe.
- Upgrade sanitary and storm sewers on Federal Street.
- Court Street sanitary sewer replacement.
- Replace Jordan Street Lift Station.
- Project Goals, listed by percent desired (and percent accomplished in FY 09/10) are:

100%	response to emergencies/sewer breaks	(100%)
100%	response to new sewer service requests	(100%)
100%	weekly preventative cleaning/maintenance of all 7 lift stations	(100%)
100%	cutting of roots on lines identified as flow-impaired	(100%)
15%	videoing all sewer mains (i.e.7-year plan)	(About 13%)
1%	replacement of old and/or poor-condition sewer laterals	(Less than 1%)
5%	replacement of sewer mains (i.e. 20-year replacement plan)	(Less than 1%)

2009-10 Accomplishments

- Installed two new sanitary sewer mains: East 10th and G Streets; West 10th and Mt Hood.
- Replaced sanitary sewer mains at these locations: West 14th and H Streets; Laughlin from 10th to Jefferson Street; and G Street between 8th and 9th
- Completed video inspection of 50,000 feet of sewer lines (About 13% of the system).
- Set up a new camera van for video inspection of sewer lines.
- Sliplined about 5,000 feet of sanitary sewer mains under contract.
- Cleaned and jet rodded 5,000 feet of lines with a history of grease blockage.
- Evaluated sewer lines with root problems, updated the root list, repaired a portion of them and completed root cutting and cleaning of all lines on the root list (About 18,000 feet).
- Cleaned & maintained all seven lift stations weekly.
- Cleaned (“pigged”) pressure/discharge sewer lines from Crates Lift Station.
- Completed pipe storage area for division supplies.

Major Issues to be resolved in the next 5 years

- Continued identification and correction of Inflow and Infiltration within the system.
- Compliance with proposed federal regulations: Sanitary Sewer Overflow (SSO) and Capacity, Management, Operations and Maintenance (CMOM) rules.
- Improve documentation of maintenance work.

STORM WATER

Description

The Storm Water program accounts for all activities involved in the operation and maintenance of storm water conveyance systems within the City Limits for the protection of property and the enhancement of stream water quality.

2010-11 Goals, Projects, and Highlights

- Continue to improve base mapping and as-built drawings of storm water infrastructure.
- Video storm water sewers to identify and eliminate inflow and infiltration into the collection system, and for repair and replacement projects ahead of planned paving projects.
- Develop a strategy to address issues impacting storm water runoff, such as annexation of substandard areas, requirement for curbs and sidewalks, and open drainage issues.
- Project Goals, listed by percent desired (and percent accomplished in FY 09/10) are:
 - 100% response to emergencies/storm water backups & overflows (100%)
 - 100% annual cleaning of all catchbasins and repair of broken ones (100%)
 - 100% cutting of roots on storm lines identified as flow-impaired (About 50%)
 - 15% videoing all storm lines (7-year plan) (About 8%)
 - 15% replacement of old and/or poor-condition storm lines (Less than 1%)

2009-10 Accomplishments

- Continued to de-chlorinate the hydrant flushing water discharged to the storm water system to meet in-stream limits for chlorine.
- Installed two new or replacement catch basins.
- Performed annual cleaning of all catch basins within the City.
- Cleaned and maintained open storm ditches.
- Provided storm sewer repairs and maintenance activities in root cutting.
- Responded to complaints about illicit discharges to the storm water system.
- Provided oversight of contractors for erosion control.
- Worked with Planning Department, Wasco County, State Building Codes and Department of Environmental Quality to track installation of oil-water separators when required.

Major Issues to be resolved in the next 5 years

- Implementation of Storm Water Master Plan, including public education and involvement, elimination of illicit discharges, construction controls, and good housekeeping measures for all Public Works operations.
- Extension of storm water collection system at these locations: 14th and Thompson; 12th and Thompson; and continue out Old Dufur Road.
- Upgrade and extension of Storm main east from 12th and Dry Hollow Road.
- Upgrade of Storm line at West 6th and Hostetler Streets.

WASTEWATER TREATMENT

Description

Wastewater treatment functions are primarily performed under contract with Operations Management International, Inc. with administrative oversight by Public Works staff. As holder of the discharge permit, the City retains responsibility for compliance with all permit limits and other requirements.

2010-11 Goals, Projects, and Highlights

- Upgrade the control panels in the Influent Pump Station: \$200,000
- Replace the last two aging Influent Pumps with new dry pit submersible pumps: \$89,000
- Rebuild the Hycor Fine Screen unit: \$10,000
- Identify locations for the future thickened biosolids storage facility.
- Replace the roof over the laboratory building.
- Replace the roof over the Pump House: \$9,000
- Replace laboratory dishwasher: \$7,000
- Purchase a backup E-Coli incubator: \$2,500
- Replace the Influent Composite Sampler: \$5,000
- Replace the windows in the pump house: \$15,000
- Purchase and install a new boiler: \$32,000
- Purchase and install a new 6" TWAS flow meter: \$2,800

2009-10 Accomplishments

- Completed installation of a new Effluent Flow Meter at the plant effluent.
- Assessed problem of the sinking seal on the primary digester and determined solution.
- Completed Industrial Pretreatment Program permitting process for one new industry: NW Aluminum Specialties.
- Installed Digester Gas Meters: \$23,000
- Replaced the #1 Plunger Pump: \$9,000
- Installed new guards around Plunger Pump in MCC building: \$200
- Installed a three-way valve in the digester room: \$1,568
- Installed a new Gravity Belt hydraulic pump: \$1,843

Major issues to be resolved in the next 5 years

- Purchase or lease of a location for the future thickened biosolids storage facility.
- Evaluation of timing for Phase II improvements at the Wastewater Treatment Plant and update the Wastewater Facility Master Plan to reflect such needs.
- Awareness of the potential for increasing industry flows and increased building in the community to begin to approach the Design Capacity of the treatment plant.
- Purchase a new VFD for the #3 Blower: \$22,000
- Replace the #4 and #5 influent pumps: \$89,000

**City of The Dalles, Oregon
Fiscal Year 2010-11 Budget**

WASTEWATER FUNDS SUMMARY

<u>Revenue/Cost Centers</u>	<u>FY07/08</u> <u>Actual</u>	<u>FY008/09</u> <u>Actual</u>	<u>FY09/10</u> <u>Budget</u>	<u>FY10/11</u> <u>Proposed</u> <u>Budget</u>	<u>FY10/11</u> <u>Approved</u> <u>Budget</u>	<u>FY10/11</u> <u>Adopted</u> <u>Budget</u>
BEGINNING BALANCE	2,591,458	2,885,664	3,251,602	4,381,845	4,381,845	4,781,845
REVENUES	4,141,618	4,569,885	4,814,202	5,123,005	5,061,715	5,061,715
OTHER SOURCES	1,356,461	1,767,767	1,740,802	2,184,893	2,056,033	2,056,033
TOTAL RESOURCES	8,089,537	9,223,317	9,806,606	11,689,743	11,499,593	11,899,593
WASTE WATER FUND	1,951,726	2,058,552	2,435,757	2,664,957	2,732,527	2,732,527
SEWER SPECIAL RESERVE FUND	297,551	23,628	1,771,180	2,573,643	2,573,643	2,573,643
SEWER PLANT CONST/DEBT SERV	590,971	73,592	2,642,347	3,019,562	2,890,702	3,290,702
TOTAL EXPENDITURES	2,840,248	2,155,771	6,849,284	8,258,162	8,196,872	8,596,872
CHARGES FOR SERVICES	-	-	-	-	-	-
TRANSFER OUT	2,363,624	2,915,113	2,931,588	3,414,836	3,285,976	3,285,976
CONTINGENCY	-	-	25,734	16,745	16,745	16,745
UNAPPROPRIATED ENDING BAL	-	-	-	-	-	-
TOTAL OTHER USES	2,363,624	2,915,113	2,957,322	3,431,581	3,302,721	3,302,721
TOTAL EXPENDS & OTHER USES	5,203,872	5,070,884	9,806,606	11,689,743	11,499,593	11,899,593
FUND TOTAL	2,885,664	4,152,432	-	-	-	-

**City of The Dalles, Oregon
Fiscal Year 2010-11 Budget
WASTEWATER FUND**

Account Number	Account Description	FY 2007-2008 Actual	FY 2008-2009 Actual	FY 2009-2010 Budget	FY 2010-2011 Proposed Budget	FY 2010-2011 Approved Budget	FY 2010-2011 Adopted Budget
REVENUES							
055-0000-300.00-00	BEGINNING BALANCE	373,344	507,102	195,973	480,441	480,441	480,441
055-0000-337.10-00	URBAN RENEWAL	6,651	3,249	20,000	5,000	5,000	5,000
055-0000-341.80-00	COPIES, PLANS, ORD'S	-	16	50	50	50	50
055-0000-341.90-00	MISC SALES AND SRVCE	84,020	124,764	100,000	100,000	100,000	100,000
055-0000-344.05-00	STORMWATER DRAINAGE CHARGES	136,317	235,264	234,000	235,000	235,000	235,000
055-0000-344.10-00	UTILITY SERVICE CHARGES	3,627,648	3,965,617	4,298,054	4,657,650	4,657,650	4,657,650
055-0000-344.80-00	DELINQUENT SEWER ASSMTS	-	39,727	-	-	-	-
055-0000-344.90-00	DELINQUENT ACCT INT	16,703	15,235	12,000	15,000	15,000	15,000
055-0000-345.05-00	INTERNET CHARGES	-	-	-	-	-	-
055-0000-345.20-00	UNCOLLECTIBLE ACCTS	(36,284)	(43,236)	(50,000)	(50,000)	(50,000)	(50,000)
055-0000-348.00-00	INTERDEPARTMENTAL REV	7,798	15,595	10,275	8,275	8,275	8,275
055-0000-361.00-00	INTEREST REVENUES	21,134	4,823	8,000	3,000	3,000	3,000
055-0000-369.00-00	OTHER MISC REVENUES	38,367	31,813	2,000	83,290	22,000	22,000
055-0000-392.00-00	SALE OF FIXED ASSETS	750	-	-	-	-	-
TOTAL WASTE WATER FUND REVENUES		4,276,448	4,899,968	4,830,352	5,537,706	5,476,416	5,476,416
EXPENSES							
055-5500-550.11-00	REGULAR SALARIES	522,440	545,456	548,674	624,937	647,413	647,413
055-5500-550.12-00	PARTTIME/TEMP SALARIES	2,027	1,188	3,000	3,000	3,000	3,000
055-5500-550.13-00	OVERTIME SALARIES	20,844	27,117	31,580	34,700	37,700	37,700
055-5500-550.21-10	MEDICAL INSURANCE	110,215	121,155	137,968	162,826	166,220	166,220
055-5500-550.21-20	L-T DISABILITY INSURANCE	2,243	2,728	2,923	3,125	3,237	3,237
055-5500-550.21-30	LIFE INSURANCE	413	437	526	553	577	577
055-5500-550.21-40	WORKERS COMP INSURANCE	15,016	15,149	16,828	26,055	28,565	28,565
055-5500-550.22-00	FICA	40,771	43,347	47,373	50,692	52,641	52,641
055-5500-550.23-00	RETIREMENT CONTRIBUTIONS	65,735	73,076	78,931	84,366	87,401	87,401
005-5500-550.28-00	VEBA CONTRIBUTIONS	-	375	1,958	3,045	3,045	3,045
055-5500-550.29-00	OTHER EMPLOYEE BENEFITS	119	312	82	82	110	110
TOTAL PERSONNEL SERVICE		779,822	830,338	869,843	993,381	1,029,909	1,029,909
055-5500-550.31-10	CONTRACTUAL SERVICES	803,812	847,736	869,747	884,802	884,802	884,802
055-5500-550.31-40	WASCO CO COMMUNICATIONS	8,050	6,713	6,777	7,082	7,082	7,082
055-5500-550.34-10	ENGINEERING SERVICES	1,044	1,100	-	-	-	-
055-5500-550.34-30	COMPUTER SERVICES	1,826	12,667	10,589	17,399	17,399	17,399
055-5500-550.34-40	SOFTWARE MAINTENANCE	4,513	-	-	-	-	-
055-5500-550.34-50	SPECIAL STUDIES & REPORTS	-	-	-	20,000	20,000	20,000
055-5500-550.39-00	OTHER CONTRACTUAL SVCS	8,787	4,593	6,300	12,050	12,050	12,050
055-5500-550.41-10	WATER & SEWER	11,349	8,527	12,749	13,420	13,420	13,420
055-5500-550.41-20	GARBAGE SERVICES	2,382	3,378	3,950	8,900	24,580	24,580
055-5500-550.41-30	NATURAL GAS	6,478	6,842	15,326	9,225	9,225	9,225
055-5500-550.41-40	ELECTRICITY	8,722	7,647	15,067	10,060	10,060	10,060
055-5500-550.42-00	JANITORIAL SERVICES	3,619	5,665	7,600	7,600	7,600	7,600
055-5500-550.43-10	BUILDINGS AND GROUNDS	11,852	10,396	12,460	9,356	9,356	9,356
055-5500-550.43-20	COMPUTERS	300	184	1,200	1,200	1,200	1,200
055-5500-550.43-30	RADIO EQUIPMENT	1,126	3,893	2,275	2,375	2,375	2,375
055-5500-550.43-40	OFFICE EQUIPMENT	-	38	500	650	650	650
055-5500-550.43-45	JOINT USE OF LABOR/EQUIP	8,384	4,901	26,000	26,000	26,000	26,000
055-5500-550.43-50	VEHICLES	26,752	31,945	30,884	33,814	42,281	42,281
055-5500-550.43-51	GAS/OIL/DIESEL/LUBRICANTS	26,421	23,785	25,400	26,699	26,699	26,699
055-5500-550.43-52	TIRES AND TIRE REPAIRS	6,441	5,186	6,830	6,633	6,633	6,633
055-5500-550.43-70	GENERAL EQUIPMENT	4,334	3,056	6,327	6,721	6,721	6,721
055-5500-550.43-71	SPECIAL UTILITY EQUIPMENT	12,560	16,665	25,500	37,167	44,062	44,062
055-5500-550.43-80	SHOP EQUIPMENT	4,311	5,373	5,714	5,833	5,833	5,833
055-5500-550.43-81	SERVICE PICKUP TOOLS	1,599	1,993	5,000	4,000	4,000	4,000
055-5500-550.43-86	LINES MAINT & SUPPLIES	44,004	31,699	63,000	63,309	63,309	63,309
055-5500-550.43-87	UTILITIES LOCATES	670	635	697	1,337	1,337	1,337
055-5500-550.44-20	RENTAL OF EQUIPMENT	5,692	1,225	5,000	4,000	4,000	4,000
055-5500-550.52-10	LIABILITY INSURANCE	30,457	38,515	41,588	41,248	41,248	41,248
055-5500-550.52-30	PROPERTY INSURANCE	20,695	21,619	22,700	17,292	17,292	17,292
055-5500-550.52-50	AUTOMOTIVE INSURANCE	7,350	6,868	7,712	6,541	6,541	6,541
055-5500-550.53-20	POSTAGE	581	770	570	550	550	550
055-5500-550.53-30	TELEPHONE	6,105	9,040	5,550	7,801	7,801	7,801
055-5500-550.53-32	TELEMETRY	1,031	568	1,125	-	-	-
055-5500-550.53-40	LEGAL NOTICES	127	186	600	1,800	1,800	1,800
055-5500-550.53-60	PUBLIC EDUCATION/INFO	5	-	707	607	607	607

WASTEWATER FUND (continued)

Account Number	Account Description	FY 2007-2008	FY 2008-2009	FY 2009-2010	FY 2010-2011	FY 2010-2011	FY 2010-2011
		Actual	Actual	Budget	Proposed Budget	Approved Budget	Adopted Budget
055-5500-550.54-00	ADVERTISING	118	56	450	450	450	450
055-5500-550.55-00	PRINTING AND BINDING	57	102	1,265	1,275	1,275	1,275
055-5500-550.57-00	PERMITS	11,312	20,160	16,069	12,231	12,231	12,231
055-5500-550.58-10	TRAVEL, FOOD & LODGING	272	136	330	330	330	330
055-5500-550.58-50	TRAINING AND CONFERENCES	5,201	1,469	9,408	10,208	10,208	10,208
055-5500-550.58-70	MEMBERSHIPS/DUES/SUBS	2,110	2,070	2,153	3,301	3,301	3,301
055-5500-550.60-10	OFFICE SUPPLIES	2,831	2,612	2,703	2,717	2,717	2,717
055-5500-550.60-20	JANITORIAL SUPPLIES	3,235	4,173	3,900	3,900	3,900	3,900
055-5500-550.60-60	EXPENDABLE SUPPLIES	13	4	100	100	100	100
055-5500-550.60-80	CLOTHING	3,111	2,421	3,075	3,525	3,525	3,525
055-5500-550.60-85	SPECIAL DEPT SUPPLIES	4,519	5,697	5,540	5,490	5,490	5,490
055-5500-550.60-86	CHEMICAL/LAB SUPPLIES	4,486	5,681	5,850	22,500	22,500	22,500
055-5500-550.60-87	STREET CONST SUPPLIES	25,527	(54,438)	73,180	63,125	63,125	63,125
055-5500-550.64-10	BOOKS AND PERIODICALS	373	264	1,050	1,080	1,080	1,080
055-5500-550.64-80	COMPUTER SOFTWARE	2,749	2,036	10,000	-	-	-
055-5500-550.69-50	MISCELLANEOUS EXPENSES	45	96	-	-	-	-
055-5500-550.69-80	ASSETS < \$5000	-	3,092	4,142	11,800	11,800	11,800
TOTAL MATERIALS AND SERVICES		1,147,336	1,119,039	1,384,659	1,437,503	1,468,545	1,468,545
055-5500-550.72-20	BUILDINGS	-	10,689	16,667	23,000	23,000	23,000
055-5500-550.73-30	IMPRVMTS OTHER THAN BLDGS	-	-	-	-	-	-
055-5500-550.74-10	MACHINERY	-	-	-	-	-	-
055-5500-550.74-20	VEHICLES	-	-	-	2,167	2,167	2,167
055-5500-550.74-25	COMMUNICATIONS EQUIPMENT	-	867	5,920	-	-	-
055-5500-550.74-30	FURNITURE AND FIXTURES	-	3,174	3,334	3,334	3,334	3,334
055-5500-550.74-40	OFFICE EQUIPMENT	-	-	-	-	-	-
055-5500-550.74-50	COMPUTER EQUIPMENT	122	9,776	12,334	-	-	-
055-5500-550.74-80	PUMPS	-	-	-	-	-	-
055-5500-550.74-90	EQUIPMENT, OTHER	23,060	19,169	7,000	91,742	91,742	91,742
055-5500-550.75-10	CAPITAL PROJECTS	-	-	-	-	-	-
055-5500-550.76-30	SEWER LINES	1,386	65,500	106,000	113,830	113,830	113,830
055-5500-550.76-40	STORMWATER COLL IMPROVMTS	-	-	30,000	-	-	-
TOTAL CAPITAL OUTLAY		24,567	109,174	181,255	234,073	234,073	234,073
TOTAL WASTEWATER OPERATIONS		1,951,726	2,058,552	2,435,757	2,664,957	2,732,527	2,732,527
OTHER USES							
055-9500-550.81-01	TO GENERAL FUND	295,770	306,882	319,304	331,961	331,961	331,961
055-9500-550.81-05	TO STREET FUND	113,294	121,667	128,941	139,730	139,730	139,730
055-9500-550.81-09	TO PUBLIC WKS RESRV FUND	50,000	110,000	120,000	140,000	140,000	140,000
055-9500-550.81.10	TO UNEMPLOYMENT FUND	2,845	2,845	-	-	-	-
055-9500-550.81-43	TO FFCO 2008 DEBT SVC FUND	-	53,512	59,814	59,420	59,420	59,420
055-9500-550.81-56	TO SEWER SPCL RESRV FUND	65,000	607,000	586,054	900,000	900,000	900,000
055-9500-550.81-57	PLANT CONSTRUCTION.DEBT	1,290,711	1,160,767	1,154,748	1,284,893	1,156,033	1,156,033
TOTAL OPERATING TRANSFERS OUT		1,817,620	2,362,673	2,368,861	2,856,004	2,727,144	2,727,144
055-9500-550.88-00	CONTINGENCY	-	-	25,734	16,745	16,745	16,745
TOTAL CONTINGENCY		-	-	25,734	16,745	16,745	16,745
055-9500-550.89-00	UNAPPROPRIATED ENDING BAL	-	-	-	-	-	-
TOTAL UNAPPROPRIATED ENDING BAL		-	-	-	-	-	-
TOTAL OTHER USES		1,817,620	2,362,673	2,394,595	2,872,749	2,743,889	2,743,889
GRAND TOTAL WASTEWATER FUND EXPENSES		3,769,346	4,421,225	4,830,352	5,537,706	5,476,416	5,476,416
TOTAL WASTEWATER FUND - REVENUES LESS EXPENSES		507,102	478,743	-	-	-	-

**City of The Dalles, Oregon
Fiscal Year 2010-11 Budget**

SEWER SPECIAL RESERVE FUND

Account Number	Account Description	FY 2007-2008 Actual	FY 2008-2009 Actual	FY 2009-2010 Budget	FY 2010-2011 Proposed Budget	FY 2010-2011 Approved Budget	FY 2010-2011 Adopted Budget
REVENUES							
056-0000-300.00-00	BEGINNING BALANCE	484,496	433,490	1,087,490	1,629,905	1,629,905	1,629,905
056-0000-330.00-00	INTERGOVERNMENTAL REVENUE	-	-	-	-	-	-
056-0000-344.20-10	CONNECT CHRGS/ SW SDC	149,851	102,135	80,459	35,780	35,780	35,780
056-0000-344.20-10	CONNECT CHRGS/ STORM WA SDC	16,863	21,760	14,364	6,960	6,960	6,960
056-0000-344.20-20	REIMBURSEMENT DISTRICT PMTS	-	-	-	-	-	-
056-0000-361.00-00	INTEREST REVENUES	14,832	12,250	13,000	8,000	8,000	8,000
056-0000-391.55-00	WASTEWATER UTILITY FUND	65,000	607,000	586,054	900,000	900,000	900,000
TOTAL SEWER SPECIAL RESERVE FUND REVENUES		731,041	1,176,635	1,781,367	2,580,645	2,580,645	2,580,645
EXPENDITURES							
056-5600-550.31-10	CONTRACTUAL SERVICES	-	-	-	-	-	-
056-5600-550.34-10	ENGINEERING SERVICES	-	-	-	50,000	50,000	50,000
056-5600-550.53-40	LEGAL NOTICES	-	-	600	-	-	-
TOTAL MATERIALS & SERVICES		-	-	600	50,000	50,000	50,000
056-5600-550.74-80	PUMPS	-	1,055	-	-	-	-
056-5600-550.75-10	CAPITAL PROJECTS	-	-	130,527	6,234	6,234	6,234
056-5600-550.76-30	SEWER LINES	297,551	22,573	1,064,053	1,706,409	1,706,409	1,706,409
056-5600-550.76-40	STORM WATER IMPROVEMENTS	-	-	576,000	811,000	811,000	811,000
056-5600-550.78-99	FUTURE CAPITAL PROJECTS	-	-	-	-	-	-
TOTAL CAPITAL OUTLAY		297,551	23,628	1,770,580	2,523,643	2,523,643	2,523,643
TOTAL SEWER SPECIAL RESERVE FUND OPERATIONS		297,551	23,628	1,771,180	2,573,643	2,573,643	2,573,643
OTHER USES							
056-9500-550.81-44	TO 2009 FFCO DEBT SVC FUND	-	-	10,187	7,002	7,002	7,002
056-9500-550.81-57	TO SW PLANT CONST/DBT	-	-	-	-	-	-
TOTAL OPERATING TRANSFERS OUT		-	-	10,187	7,002	7,002	7,002
TOTAL OTHER USES		-	-	10,187	7,002	7,002	7,002
GRAND TOTAL SEWER SPECIAL RESERVE FUND EXPENSES		297,551	23,628	1,781,367	2,580,645	2,580,645	2,580,645
SEWER SPECIAL RESERVE FUND - REVENUE LESS EXPENSES		433,490	1,153,007	-	-	-	-

**City of The Dalles, Oregon
Fiscal Year 2010-11 Budget**

SEWER PLANT CONSTRUCTION / DEBT SERVICE FUND

Account Number	Account Description	FY 2007-2008 Actual	FY 2008-2009 Actual	FY 2009-2010 Budget	FY 2010-2011 Proposed Budget	FY 2010-2011 Approved Budget	FY 2010-2011 Adopted Budget
REVENUES							
057-0000-300.00-00	BEGINNING BALANCE	1,733,618	1,945,072	1,968,139	2,271,499	2,271,499	2,671,499
057-0000-361.00-00	INTEREST REVENUES	57,719	40,875	72,000	15,000	15,000	15,000
057-0000-391.55-00	WASTEWATER UTILITY FUND	1,290,711	1,160,767	1,154,748	1,284,893	1,156,033	1,156,033
057-0000-391.56-00	WASTEWATER CAPITAL FUND	-	-	-	-	-	-
057-0000-393.10-00	LOAN/BOND PROCEEDS	-	-	-	-	-	-
TOTAL SEWER PLANT CONTS/DEBT SVC REVENUES		3,082,048	3,146,714	3,194,887	3,571,392	3,442,532	3,842,532
EXPENDITURES							
057-5700-550.31-10	CONTRACTUAL SERVICES	-	-	-	200,000	200,000	200,000
057-5700-550.34-10	ENGINEERING SERVICES	15,859	27,348	450,000	225,000	225,000	225,000
057-5700-550.53-40	LEGAL NOTICES	-	-	400	-	-	-
TOTAL MATERIALS AND SERVICES		15,859	27,348	450,400	425,000	425,000	425,000
057-5700-550.72-20	BUILDINGS	-	-	-	15,000	15,000	15,000
057-5700-550.73-50	CONSTRUCTION CONTRACTS	-	-	-	311,467	311,467	311,467
057-5700-550.75-10	CAPITAL PROJECTS	29,532	46,244	2,191,947	2,268,095	2,139,235	2,539,235
057-5700-550.76-30	SEWER LINES	545,580	-	-	-	-	-
TOTAL CAPITAL OUTLAY		575,113	46,244	2,191,947	2,594,562	2,465,702	2,865,702
TOTAL SEWER PLANT CONST/DEBT SVC OPERATIONS		590,971	73,592	2,642,347	3,019,562	2,890,702	3,290,702
057-9500-550.81-58	DEBT SERVICE FUND	546,004	552,440	552,540	551,830	551,830	551,830
TOTAL OPERATING TRANSFERS OUT		546,004	552,440	552,540	551,830	551,830	551,830
TOTAL OTHER USES		546,004	552,440	552,540	551,830	551,830	551,830
GRAND TOTAL SEWER PLANT CONSTRUCTION EXPENSES		1,136,975	626,032	3,194,887	3,571,392	3,442,532	3,842,532
SEWER PLANT CONSTRUCTION FUND - REVENUES LESS EXPE		1,945,072	2,520,682	-	-	-	-

**City of The Dalles, Oregon
Fiscal Year 2010-11 Budget**

Fund: Airport (061)
Department: Airport (061)
Program: Airport Operations (610)

Mission

Building to meet the transportation needs of the twenty-first century, and taking advantage of development opportunities through:

- Broadening and stabilizing the political, financial, and technical support base.
- Implementation and updating of the airport master plan.
- Establishment of protective planning and zoning policies.
- Supporting airport and pilot organizations.
- Being active in both the state administrative and legislative processes.

Description

For the past seven years the City has been involved in a partnership with Klickitat County in planning for the future of the Airport. We have signed an agreement creating a long-term management structure for the Airport that includes regional based cost sharing with Klickitat County. A Regional Airport Board has been established and public meetings are held the third Friday of each month. Construction of two 11-unit "T" hangars was completed in 2003 and one in 2009. Federal installation of runway lighting is completed and construction of a new landing system and underway is complete. Development of the Sundoon Golf Course could begin as early as Fall 2010 or Spring 2011.

2010-2011 Goals, Projects and Highlights

- Continuation of shared funding with Klickitat County.
- Construction of the golf course.
- Completion of 17 lot industrial subdivision.
- Completion of a water distribution system in conjunction with the Dallesport Water Association.

2008-2009 Accomplishments/Comments

- Purchase of a tractor with mower/sweeper/plow attachments.
- Master Plan Update.

Major Issues to be resolved in the next five years

- Development of a world-class golf course.
- Industrial development.
- Runway maintenance.
- Reconstruction of a major portion of runway 12-30 (FY11/12).

**City of The Dalles, Oregon
Fiscal Year 2010-11 Budget
AIRPORT SUMMARY**

<u>Account Description</u>	<u>FY07/08 Actual</u>	<u>FY08/09 Actual</u>	<u>FY09/10 Budget</u>	<u>FY10/11 Proposed Budget</u>	<u>FY10/11 Approved Budget</u>	<u>FY10/11 Adopted Budget</u>
BEGINNING BALANCE	176,892	298,961	52,238	53,841	53,841	53,841
REVENUES	444,649	180,865	489,000	5,611,500	5,611,500	5,611,500
OTHER SOURCES	189,229	196,782	70,000	70,000	70,000	70,000
TOTAL RESOURCES	810,770	676,607	611,238	5,735,341	5,735,341	5,735,341
AIRPORT	511,809	676,607	611,238	5,735,341	5,735,341	5,735,341
TOTAL EXPENDITURES	511,809	437,159	609,738	5,733,841	5,733,841	5,733,841
CHARGES FOR SERVICES	-	-	-	-	-	-
TRANSFER OUT	-	-	-	-	-	-
CONTINGENCY	-	-	1,500	1,500	1,500	1,500
UNAPPROPRIATED ENDING BAL	-	-	-	-	-	-
TOTAL OTHER USES	-	-	1,500	1,500	1,500	1,500
TOTAL EXPENDS & OTHER USES	511,809	437,159	611,238	5,735,341	5,735,341	5,735,341
FUND TOTAL	298,961	239,448	-	-	-	-

**City of The Dalles, Oregon
Fiscal Year 2010-11 Budget**

AIRPORT FUND

Account Number	Account Description	FY 2007-2008 Actual	FY 2008-2009 Actual	FY 2009-2010 Budget	FY 2010-2011 Proposed Budget	FY 2010-2011 Approved Budget	FY 2010-2011 Adopted Budget
REVENUES							
061-0000-300.00-00	BEGINNING BALANCE	176,892	298,961	52,238	53,841	53,841	53,841
061-0000-330.00-00	INTERGOVERNMENTAL REV	64,396	64,514	65,000	65,000	65,000	65,000
061-0000-330.10-00	OTHER WA	250,000	7,250	-	-	-	-
061-0000-330.20-00	OTHER OR	-	-	-	-	-	-
061-0000-331.20-00	FEDERAL GRANTS-FAA	37,959	-	300,000	2,150,000	2,150,000	2,150,000
061-0000-331.90-00	FEDERAL GRANTS-MISC	15,764	365	-	-	-	-
061-0000-334.80-00	WASHINGTON STATE GRANTS	-	-	2,500	-	-	-
061-0000-334.90-00	STATE GRANTS, OTHER	-	-	25,000	3,300,000	3,300,000	3,300,000
061-0000-341.90-00	MISC SALES & SVCS	40	-	-	-	-	-
061-0000-347.00-00	AVIATION FUEL SALES	5,771	5,298	5,000	5,000	5,000	5,000
061-0000-361.00-00	INTEREST REVENUES	11,665	5,188	1,500	1,500	1,500	1,500
061-0000-363.50-00	PROPERTY RENTALS	59,054	98,250	90,000	90,000	90,000	90,000
061-0000-369.00-00	OTHER MISC REVENUES	(168)	7,267	5,000	5,000	5,000	5,000
061-0000-391.01-00	GENERAL FUND	64,396	64,515	65,000	65,000	65,000	65,000
061-0000-393.10-00	LOAN/BOND PROCEEDS	125,000	125,000	-	-	-	-
061-0000-393.10-20	HANGER LOAN	-	-	-	-	-	-
TOTAL AIRPORT FUND REVENUES		810,770	676,607	611,238	5,735,341	5,735,341	5,735,341
EXPENSES							
061-6100-610.31-10	CONTRACTUAL SERVICES	525	220	1,100	10,000	10,000	10,000
061-6100-610.31-90	CONTRACTUAL SVC - OTHER	81,353	88,470	91,567	94,314	94,314	94,314
061-6100-610.34-10	ENGINEERING SVC	37,480	24,689	347,000	700,000	700,000	700,000
061-6100-610.34-50	SPECIAL STUDIES & REPORTS	23,000	(10,000)	-	-	-	-
061-6100-610.41-10	WATER & SEWER	3,573	2,440	4,500	4,500	4,500	4,500
061-6100-610.41-20	GARBAGE SERVICES	21	337	-	984	984	984
061-6100-610.41-40	ELECTRICITY	3,994	4,163	6,000	6,000	6,000	6,000
061-6100-610.43-10	BUILDINGS AND GROUNDS	8,869	14,804	42,000	45,000	45,000	45,000
061-6100-610.43-45	JOINT USE OF LABOR	464	1,055	1,600	1,600	1,600	1,600
061-6100-610.43-50	VEHICLES - REPAIR/MAINT	723	943	3,500	3,500	3,500	3,500
061-6100-610.43-51	GAS/OIL/DIESEL	380	674	1,000	-	-	-
061-6100-610.46-10	PROPERTY TAXES	16,966	15,684	19,000	19,000	19,000	19,000
061-6100-610.52-10	LIABILITY INSURANCE	11,518	4,137	6,000	8,568	8,568	8,568
061-6100-610.52-30	PROPERTY INSURANCE	5,332	5,014	6,000	4,975	4,975	4,975
061-6100-610.53-20	POSTAGE	270	201	700	700	700	700
061-6100-610.53-30	TELEPHONE	4,116	3,404	2,021	3,500	3,500	3,500
061-6100-610.53-40	LEGAL NOTICES	265	-	250	500	500	500
061-6100-610.54-00	ADVERTISING	-	-	15,000	15,000	15,000	15,000
061-6100-610.57-00	PERMITS	30	893	300	1,000	1,000	1,000
061-6100-610.58-10	TRAVEL, FOOD & LODGING	3,010	261	6,000	6,000	6,000	6,000
061-6100-610.58-50	TRAINING AND CONFERENCES	-	250	1,000	3,000	3,000	3,000
061-6100-610.58-70	MEMBERSHIPS/DUES	440	370	1,000	1,000	1,000	1,000
061-6100-610.60-10	OFFICE SUPPLIES	74	64	1,200	1,200	1,200	1,200
061-6100-610.69-50	MISCELLANEOUS EXP	-	134	1,000	1,000	1,000	1,000
061-6100-610.69-80	ASSETS < \$5000	-	-	2,000	2,500	2,500	2,500
TOTAL MATERIALS AND SERVICES		202,402	158,209	559,738	933,841	933,841	933,841
061-6100-610.72-20	BUILDINGS	7,095	1,268	-	-	-	-
061-6100-610.72-30	BUILDINGS-HANGER	25,091	-	-	-	-	-
061-6100-610.73-30	IMPROVEMENTS OTHER	246,197	277,682	-	4,800,000	4,800,000	4,800,000
061-6100-610.74-10	MACHINERY	31,024	-	50,000	-	-	-
TOTAL CAPITAL OUTLAY		309,407	278,950	50,000	4,800,000	4,800,000	4,800,000
TOTAL AIRPORT OPERATIONS EXPENSES		511,809	437,159	609,738	5,733,841	5,733,841	5,733,841
061-9500-610.88-00	CONTINGENCY	-	-	1,500	1,500	1,500	1,500
TOTAL CONTINGENCY		-	-	1,500	1,500	1,500	1,500
TOTAL OTHER USES		-	-	1,500	1,500	1,500	1,500
GRAND TOTAL AIRPORT FUND EXPENSES		511,809	437,159	611,238	5,735,341	5,735,341	5,735,341
TOTAL AIRPORT FUND - REVENUES LESS EXPENSES		298,961	239,448	-	-	-	-

**City of The Dalles, Oregon
Fiscal Year 2010-11 Budget**

CAPITAL IMPROVEMENTS FUND GROUP

Description

The City currently has three active funds in the Capital Improvements Fund Group.

- ✓ The Special Assessments Fund (036), which accounts for LID public infrastructure projects or other assessments such as nuisance abatement of the City;
- ✓ The Capital Projects Fund (037), which accounts for various improvements in City facilities;
- ✓ The FFA Grant Improvement Fund (063), which was established to account for the improvements made at the Airport, funded primarily with grants from the FFA, which has no activity planned this year.

CAPITAL IMPROVEMENTS FUNDS SUMMARY

<u>Revenue/Cost Centers</u>	<u>FY07/08 Actual</u>	<u>FY08/09 Actual</u>	<u>FY09/10 Budget</u>	<u>FY10/11 Proposed Budget</u>	<u>FY10/11 Approved Budget</u>	<u>FY10/11 Adopted Budget</u>
BEGINNING BALANCE	560,359	3,291,973	1,084,103	1,192,144	1,192,144	1,192,144
REVENUES	118,646	196,338	293,159	251,412	251,412	251,412
OTHER SOURCES	59,231	59,231	12,846,754	837,214	837,214	837,214
TOTAL RESOURCES	738,236	3,547,542	14,224,016	2,280,770	2,280,770	2,280,770
SPECIAL ASSESMENTS FUND	7,379	2,107	888,193	24,500	24,500	24,500
CAPITAL PROJECTS FUND	1,071,736	2,530,197	2,336,791	1,344,901	1,344,901	1,344,901
FAA GRANT IMPROVEMENT FUND	-	-	-	-	-	-
TOTAL EXPENDITURES	1,079,115	2,532,303	3,224,984	1,369,401	1,369,401	1,369,401
TRANSFER OUT	129,230	43,993	10,999,032	911,369	911,369	911,369
CONTINGENCY	-	-	-	-	-	-
UNAPPROPRIATED ENDING BAL	-	-	-	-	-	-
TOTAL OTHER USES	129,230	43,993	10,999,032	911,369	911,369	911,369
TOTAL EXPENDS & OTHER USES	1,208,345	2,576,296	14,224,016	2,280,770	2,280,770	2,280,770
FUND TOTAL	(470,109)	971,245	-	-	-	-

**City of The Dalles, Oregon
Fiscal Year 2010-11 Budget**

Fund: Capital Improvements Fund Group
Department: Special Assessments (036)
Program: Other (419)

Description

The Special Assessments fund is used to fund small Local Improvement Districts of the City. This fund was created with General Fund financial resources in prior fiscal years for this specific purpose to reduce the amount of fixed financial expenses associated with borrowing funds.

2010-11 Goals, Projects and Highlights

- The Special Assessments Fund should have a cash balance of \$804,385.
- Prepare for construction of 19th Street extension.
- Update five year Capital Improvement Plan (CIP) for future LID.

2009-10 Accomplishments/Comments

- The NW 1st/Bargeway LID project was completed in the Capital Projects Fund 037 with Bond financing.

Major Issues to be resolved in the next five years.

- Maintenance of sufficient operating monies with the LID fund so as to internally finance small projects without the added complexities of use of bonding or other debt instruments.

**City of The Dalles, Oregon
Fiscal Year 2010-11 Budget**

SPECIAL ASSESSMENTS FUND

Account Number	Account Description	FY 2007-2008 Actual	FY 2008-2009 Actual	FY 2009-2010 Budget	FY 2010-2011 Proposed Budget	FY 2010-2011 Approved Budget	FY 2010-2011 Adopted Budget
REVENUES							
036-0000-300.00-00	BEGINNING BALANCE	474,332	656,620	840,759	804,385	804,385	804,385
036-0000-318.20-00	NW NATURAL GAS FRANCHISE FEES	29,449	32,913	22,732	33,484	33,484	33,484
036-0000-361.00-00	INTEREST REVENUES	20,055	12,874	15,000	5,000	5,000	5,000
036-0000-362.10-00	PRE-PAID ASSESSMENTS	-	-	10,000	10,000	10,000	10,000
036-0000-369.00-00	OTHER MISC. REVENUES	616	(625)	1,000	1,000	1,000	1,000
036-0000-370.10-00	PRINCIPAL-NONBONDED	26,287	8,266	155,459	75,000	75,000	75,000
036-0000-370.20-00	INTEREST-NONBONDED	2,489	2,056	2,000	2,000	2,000	2,000
036-0000-391.37-00	FROM CAPITAL PROJECTS FUND	120,000	-	-	-	-	-
TOTAL SPECIAL ASSESSMENTS FUND REVENUES		673,228	712,104	1,046,950	930,869	930,869	930,869
EXPENDITURES							
036-3600-419.31-10	CONTRACTUAL SERVICES	-	-	-	-	-	-
036-3600-419.31-25	ABATEMENTS	5,031	-	30,000	20,000	20,000	20,000
036-3600-419.31-80	CORNER LOT RELIEF	-	1,995	2,000	2,000	2,000	2,000
036-3600-419.32-20	SPECIAL LEGAL SERVICES	-	-	-	-	-	-
036-3600-419.34-10	ENGINEERING SERVICES	-	-	-	-	-	-
036-3600-419.53-20	POSTAGE	-	31	1,500	1,500	1,500	1,500
036-3600-419.53-40	LEGAL NOTICES	-	82	1,000	1,000	1,000	1,000
TOTAL MATERIALS AND SERVICES		5,031	2,107	34,500	24,500	24,500	24,500
036-3600-419.73-30	IMPROVEMENTS OTHER THAN LAND	2,348	-	-	-	-	-
036-3600-419.75-10	CAPITAL PROJECTS LIDS	-	-	853,693	-	-	-
TOTAL CAPITAL OUTLAY		2,348	-	853,693	-	-	-
TOTAL SPECIAL ASSESSMENTS OPERATIONS		7,379	2,107	888,193	24,500	24,500	24,500
036-9500-419.81-01	TO GENERAL FUND	9,230	9,230	9,230	9,230	9,230	9,230
036-9500-419.81-37	TO CAPITAL PROJECTS FUND	-	-	-	793,983	793,983	793,983
036-9500-419.81-44	TO 2009 FFCO BOND DEBT SVC FUND	-	-	149,527	103,156	103,156	103,156
TOTAL OPERATING TRANSFERS OUT		9,230	9,230	158,757	906,369	906,369	906,369
TOTAL OTHER USES		9,230	9,230	158,757	906,369	906,369	906,369
TOTAL SPECIAL ASSESSMENTS FUND EXPENSES		16,609	11,337	1,046,950	930,869	930,869	930,869
SPECIAL ASSESSMENTS FUND - REVENUES LESS EXPENSES		656,620	700,768	-	-	-	-

**City of The Dalles, Oregon
Fiscal Year 2010-11 Budget**

Fund: Capital Improvements Fund Group
Department: Capital Projects (037)
Program: Other (419)

Description

The Capital Projects Fund is used to fund renovations of City facilities and purchase equipment for those facilities. These facilities are City Hall, Transportation Center, Police Station, and the Library. All these facilities are General Fund facilities and the operating monies for these facilities and operating departments is from General Fund financial resources. Other facility projects include the Public Works facilities relocation project which was completed in FY08/09, and the 911/EOC project design included in the FY09/10 budget.

2010-11 Goals, Projects and Highlights

- City Hall Window rehab.
- Reserve for City Hall basement work in FY11/12 (\$196,213).
- Repairs of 2nd Street Breezeway roof and water/sewer.
- Reconstruction of Thompson Street and extension of 19th Street.

2009-10 Accomplishments/Comments

- East Port LID project.
- Completion of City Hall Remodel of Finance Department, ADA building access, fire bays and flex office space on first floor.
- Completion of Public Works Facility relocation project.

Major Issues to be resolved in the next five years

- Completion of City Hall renovation for the Council Chambers.
- Determination of future rehabilitation of Gitchell Building.
- Maintenance of sufficient operating monies with LID fund so as to internally finance small projects without added complexities of use of bonding or other debt instruments.
- Determine future of covered breezeway off of 2nd Street known as the 2nd Street Breezeway.
- E. 19th and Thompson LID project.

**City of The Dalles, Oregon
Fiscal Year 2010-11 Budget
CAPITAL PROJECTS FUND**

Account Number	Account Description	FY 2007-2008 Actual	FY 2008-2009 Actual	FY 2009-2010 Budget	FY 2010-2011 Proposed Budget	FY 2010-2011 Approved Budget	FY 2010-2011 Adopted Budget
REVENUES							
037-0000-300.00-00	BEGINNING BALANCE	86,027	2,635,353	243,344	387,759	387,759	387,759
037-0000-337.90-00	LOCAL GOV REV-PARTNERS	21,615	23,416	21,616	21,616	21,616	21,616
037-0000-361.00-00	INTEREST REVENUES	46,927	38,364	2,000	1,000	1,000	1,000
037-0000-363.80-00	STATE OFFICE BLDG INC	-	59,180	63,352	102,312	102,312	102,312
037-0000-369.00-00	OTHER MISC REVENUES	1,272	52,180	-	-	-	-
037-0000-391.01-00	GENERAL FUND	59,231	59,231	43,231	43,231	43,231	43,231
037-0000-391.36-00	SPECIAL ASSMT FUND	-	-	-	793,983	793,983	793,983
037-0000-392.40-00	LAND SALE - PW COMPOUND	230,046	-	-	-	-	-
037-0000-393.10-00	LOAN/BOND PROCEEDS	3,381,971	-	12,803,523	-	-	-
TOTAL CAPITAL PROJECTS FUND REVENUES		3,827,089	2,867,725	13,177,066	1,349,901	1,349,901	1,349,901
EXPENDITURES							
*** GENERAL FUND BUILDINGS							
037-3700-419.34-20	ARCHITECTURAL SERVICES	-	88,582	-	-	-	-
TOTAL MATERIALS AND SERVICES		-	88,582	-	-	-	-
037-3700-419.72-20	BUILDINGS	4,000	356,133	231,669	241,713	241,713	241,713
037-3700-419.73-30	IMPRV OTHER THAN BLDG	2,700	-	-	-	-	-
TOTAL CAPITAL OUTLAY		6,700	356,133	231,669	241,713	241,713	241,713
TOTAL GENERAL FUND BUILDINGS		6,700	444,715	231,669	241,713	241,713	241,713
*** TUNNEL PROJECT - OIB LOAN							
037-3750-419.79-50	PRINCIPAL PAYMENT	45,856	47,709	49,637	51,643	51,643	51,643
037-3750-419.79-60	INTEREST PAYMENT	18,989	17,137	15,210	13,205	13,205	13,205
TOTAL DEBT SERVICE		64,846	64,846	64,847	64,848	64,848	64,848
TOTAL TUNNEL PROJECT		64,846	64,846	64,847	64,848	64,848	64,848
*** PORT LOAN - AIRPORT WELL							
037-3775-419.79-50	PRINCIPAL PAYMENT	11,000	11,000	9,543	10,114	10,114	10,114
037-3775-419.79-60	INTEREST PAYMENT	5,000	5,000	5,607	5,038	5,038	5,038
TOTAL DEBT SERVICE		16,000	16,000	15,150	15,152	15,152	15,152
TOTAL PORT LOAN - AIRPORT WELL		16,000	16,000	15,150	15,152	15,152	15,152
*** LIBRARY MEZZANINE (ROOF)							
037-3800-419.72-20	BUILDINGS	59,354	-	-	-	-	-
TOTAL CAPITAL OUTLAY		59,354	-	-	-	-	-
TOTAL LIBRARY MEZZANINE		59,354	-	-	-	-	-
*** PW COMPOUND MOVE (added FY07/08)							
037-4200-419.31-10	CONTRACTUAL SERVICES	30,360	-	-	-	-	-
037-4200-419.34-20	ARCHITECTURAL SERVICES	281,246	105,654	-	-	-	-
TOTAL MATERIALS AND SERVICES		311,606	105,654	-	-	-	-
037-4200-419.71-10	LAND	18,674	-	-	-	-	-
037-4200-419.75-10	CAPITAL PROJECTS	594,557	1,898,983	-	-	-	-
TOTAL CAPITAL OUTLAY		613,231	1,898,983	-	-	-	-
TOTAL PW COMPOUND MOVE		924,837	2,004,636	-	-	-	-
*** EAST PORT LID (added FY09/10)							
037-4400-419.31-10	2009 FFCO ADMIN FEES	-	-	25,125	-	-	-
037-4400-419.75-10	CAPITAL PROJECTS	-	-	2,000,000	232,205	232,205	232,205
TOTAL CAPITAL OUTLAY		-	-	2,025,125	232,205	232,205	232,205
TOTAL EAST PORT LID		-	-	2,025,125	232,205	232,205	232,205
*** THOMPSON/19TH ST LID (added FY10/11)							
037-4410-419.75-10	CAPITAL PROJECTS	-	-	-	790,983	790,983	790,983
TOTAL CAPITAL OUTLAY		-	-	-	790,983	790,983	790,983
TOTAL THOMPSON/19TH ST LID		-	-	-	790,983	790,983	790,983
TOTAL CAPITAL PROJECTS FUND OPERATIONS		1,071,736	2,530,197	2,336,791	1,344,901	1,344,901	1,344,901

CAPITAL PROJECTS FUND (continued)

Account Number	Account Description	FY 2007-2008	FY 2008-2009	FY 2009-2010	FY 2010-2011	FY 2010-2011	FY 2010-2011
		Actual	Actual	Budget	Proposed Budget	Approved Budget	Adopted Budget
037-9500-419.80-25	CNTRIBUTIONS TO URBAN RENEWAL	-	-	10,792,073	-	-	-
TOTAL SPECIAL PAYMENTS		-	-	10,792,073	-	-	-
037-9500-419-81-01	TO GENERAL FUND	-	-	48,202	-	-	-
037-9500-419-81-21	TO STATE OFFICE BLDG FUND	-	-	-	5,000	5,000	5,000
037-9500-419.81-36	TO SPECIAL ASSESSMENTS FUND	120,000	-	-	-	-	-
037-9500-419.81-43	TO FFCO 2008 DEBT SVC FUND	-	34,763	-	-	-	-
TOTAL OPERATING TRANSFERS OUT		120,000	34,763	48,202	5,000	5,000	5,000
TOTAL CAPITAL PROJECTS FUND EXPENSES		1,191,736	2,564,960	13,177,066	1,349,901	1,349,901	1,349,901
CAPITAL PROJECTS FUND - REVENUES LESS EXPENSES		2,635,353	302,765	-	-	-	-

**City of The Dalles, Oregon
Fiscal Year 2010-11 Budget**

SPECIAL REVENUE FUNDS GROUP

Description

The City has several Special Revenue funds in addition to those discussed with respect to Public Works activities. These are funds established under ORS Chapter 280, to accumulate and spend monies for a particular purpose. For each fund of this type, a specific purpose is identified and monies in that fund may only be spent for that purpose.

- The Unemployment Fund (010) provides for the accumulation of financial resources of the City to pay claims of unemployment. Contributions are received from the operating funds of the General Fund, Library Fund, Street Fund, Water Utility Fund, and Wastewater Utility Fund.
- The Community Benevolence Fund (011) provides for the accumulation of financial resources to pay for expenses related to the memorials to Veterans of the community.
- The Special Projects Fund (018) provides for the accumulation of financial resources of the City and other granting agencies in order to pay for expenses related to infrastructure improvements. This infrastructure can be related to historical and community purposes.
- The State Office Building Fund (021) is used to operate one of the City's facilities to be used by the State of Oregon to provide services to the local community.

SPECIAL REVENUE FUND SUMMARY

<u>Revenue/Cost Centers</u>	<u>FY07/08 Actual</u>	<u>FY08/09 Actual</u>	<u>FY09/10 Budget</u>	<u>FY10/11 Proposed Budget</u>	<u>FY10/11 Approved Budget</u>	<u>FY10/11 Adopted Budget</u>
BEGINNING BALANCE	145,545	605,575	835,452	6,431,768	6,431,768	6,431,768
REVENUES	791,002	1,669,470	19,799,795	7,261,967	7,636,317	7,636,317
OTHER SOURCES	26,335	49,091	-	5,000	5,000	5,000
TOTAL RESOURCES	962,882	2,324,136	20,635,247	13,698,735	14,073,085	14,073,085
UNEMPLOYMENT RESERVE FUND	-	11,121	66,832	56,856	56,856	56,856
COMMUNITY BENEVOLENCE FUND	-	-	7,340	10,559	10,559	10,559
SPECIAL GRANTS FUND	215,263	1,924,195	20,358,205	13,432,872	13,807,222	13,807,222
STATE OFFICE BUILDING FUND	137,965	131,157	199,370	194,948	194,948	194,948
TOTAL EXPENDITURES	353,228	2,066,474	20,631,747	13,695,235	14,069,585	14,069,585
TRANSFER OUT	6,080	3,500	3,500	3,500	3,500	3,500
CONTINGENCY	-	-	-	-	-	-
UNAPPROPRIATED ENDING BAL	-	-	-	-	-	-
TOTAL OTHER USES	6,080	3,500	3,500	3,500	3,500	3,500
TOTAL EXPENDS & OTHER USES	359,308	2,069,974	20,635,247	13,698,735	14,073,085	14,073,085
FUND TOTAL	603,575	254,163	-	-	-	-

**City of The Dalles, Oregon
Fiscal Year 2010-11 Budget**

UNEMPLOYMENT RESERVE FUND

Account Number	Account Description	FY 2007-2008 Actual	FY 2008-2009 Actual	FY 2009-2010 Budget	FY 2010-2011	FY 2010-2011	FY 2010-2011
					Proposed Budget	Approved Budget	Adopted Budget
REVENUES							
010-0000-300.00-00	BEGINNING BALANCE	25,620	47,491	66,582	56,606	56,606	56,606
010-0000-361.00-00	INTEREST REVENUES	1,311	896	250	250	250	250
010-0000-391.01-00	GENERAL FUND	9,590	9,590	-	-	-	-
010-0000-391.04-00	LIBRARY FUND	1,500	2,000	-	-	-	-
010-0000-391.05-00	STREET FUND	1,969	-	-	-	-	-
010-0000-391.51-00	WATER UTILITY FUND	4,656	4,656	-	-	-	-
010-0000-391.55-00	WASTEWATER UTILITY	2,845	2,845	-	-	-	-
010-0000-391.61-00	AIRPORT FUND	-	-	-	-	-	-
TOTAL UNEMPLOYMENT RESERVE FUND REVENUES		47,491	67,477	66,832	56,856	56,856	56,856
EXPENDITURES							
010-1000-416.25-00	UNEMPLOYMENT EXPENSES	-	11,121	66,832	56,856	56,856	56,856
TOTAL PERSONNEL SERVICE		-	11,121	66,832	56,856	56,856	56,856
TOTAL UNEMPLOYMENT RESERVE FUND EXPENSES		-	11,121	66,832	56,856	56,856	56,856
UNEMPLOYMENT FUND - REVENUES LESS EXPENSES		47,491	56,356	-	-	-	-

COMMUNITY BENEVOLENCE FUND

Account Number	Account Description	FY 2007-2008 Actual	FY 2008-2009 Actual	FY 2009-2010 Budget	FY 2010-2011	FY 2010-2011	FY 2010-2011
					Proposed Budget	Approved Budget	Adopted Budget
REVENUES							
011-0000-300.00-00	BEGINNING BALANCE	3,029	5,159	5,300	8,529	8,529	8,529
011-0000-361.00-00	INTEREST REVENUES	130	90	40	30	30	30
011-0000-365.15-00	GIFTS/DONATIONS - WAR MEMORIAL	2,000	2,000	-	-	-	-
011-0000-369.00-00	OTHER MISC. REVENUES	-	-	2,000	2,000	2,000	2,000
TOTAL COMMUNITY BENEVOLENCE FUND REVENUES		5,159	7,249	7,340	10,559	10,559	10,559
EXPENDITURES							
011-1200-419.60-85	SPECIAL DEPT SUPPLIES	-	-	-	-	-	-
TOTAL MATERIALS AND SERVICES		-	-	-	-	-	-
TOTAL VIETNAM MEMORIAL		-	-	-	-	-	-
011-1500-419-60-85	SPECIAL DEPT SPPLIES	-	-	7,340	10,559	10,559	10,559
TOTAL MATERIALS AND SERVICES		-	-	7,340	10,559	10,559	10,559
011-1500-419.73-30	IMPRVMTS OTHER THAN BLDGS	-	-	-	-	-	-
TOTAL CAPITAL OUTLAY		-	-	-	-	-	-
TOTAL WAR MEMORIAL FUND		-	-	7,340	10,559	10,559	10,559
TOTAL COMMUNITY BENEVOLENT FUND EXPENSES		-	-	7,340	10,559	10,559	10,559
COMMUNITY BENEVOLENT FUND - REVENUES LESS EXPENSE		5,159	7,249	-	-	-	-

**City of The Dalles, Oregon
Fiscal Year 2010-11 Budget**

Fund: Special Revenue Fund Group
Department: Special Grants (018)
Program: Other (415)

Description

The Special Projects Fund provides for the accumulation of financial resources for the purpose of expending those funds on a multitude of capital projects.

2010-11 Goals, Projects and Highlights

- CDBG Grant as partner with Mid-Columbia Housing fourth year (\$48,000)
- LCDC Grant – UGB/NSA Boundary Amendment/Periodic Review (\$160,000)
- Marine Terminal / Festival area project (\$5,286,766)
- Washington Street Downtown Riverfront Connection (\$4,887,106)
- Thompson Park Skate Park
- 3rd Street Streetscape
- \$3,500 of SHPO is being transferred to the General Fund to help support this year's Capital expenditures.

2009-10 Accomplishments/Comments

- Completion of East Gateway Project.
- Completion of fourth year of Housing Grant.
- Design work for Washington Street Downtown Riverfront Connection and Dock Project completed.

Major Issues to be resolved in the next five years.

- Continued use of the Urban Renewal Agency's financial resources in the most efficient manner to meet the goals of the community.
- Continue Federal lobby efforts for City projects.
- Continued searching of all agencies (federal, state and local) for funding of future expansion of the City infrastructure for the benefit of all persons.

**City of The Dalles, Oregon
Fiscal Year 2010-11 Budget
SPECIAL GRANTS FUND**

Account Number	Account Description	FY 2007-2008 Actual	FY 2008-2009 Actual	FY 2009-2010 Budget	FY 2010-2011 Proposed Budget	FY 2010-2011 Approved Budget	FY 2010-2011 Adopted Budget
REVENUES							
018-0000-300.00-00	BEGINNING BALANCE	35,532	482,956	745,100	6,365,752	6,365,752	6,365,752
018-0000-331.15-00	FED GRANTS - CDBG HOUSING 2007	-	53,259	48,000	48,000	48,000	48,000
018-0000-331.31-20	FED GRANTS-ECONOMIC STIMULUS	-	-	2,682,000	-	-	-
018-0000-331.31-30	FEDERAL GRANTS-EDA	-	-	1,628,000	2,000,000	2,000,000	2,000,000
018-0000-331.90-00	FEDERAL GRANTS-MISC	49,262	232,803	5,279,491	1,863,120	2,213,120	2,213,120
018-0000-334.25-00	ODOT GRANTS	-	-	1,000,000	3,015,000	3,015,000	3,015,000
018-0000-334.35-00	LCDC GRANT	-	-	130,000	130,000	130,000	130,000
018-0000-334.40-00	OIB GRANT	-	-	-	-	10,000	10,000
018-0000-334.90-00	STATE GRANTS, OTHER	-	-	4,500	4,500	8,850	8,850
018-0000-337.10-00	URBAN RENEWAL	608,870	1,255,600	8,000,000	-	-	-
018-0000-337.65-00	NWC PUD GRANT	-	-	-	-	10,000	10,000
018-0000-361.00-00	INTEREST REVENUES	4,860	18,177	10,000	10,000	10,000	10,000
018-0000-369.00-00	OTHER MISC. REVENUES	(1)	-	834,614	-	-	-
018-0000-391-01-00	TRANSFERS FROM GENERAL	-	30,000	-	-	-	-
018-0000-391-18-10	TRANSFERS FROM STREET	5,775	-	-	-	-	-
TOTAL SPECIAL GRANTS FUND REVENUES		704,299	2,072,795	20,361,705	13,436,372	13,810,722	13,810,722
EXPENDITURES							
*** CDBG/ MID COLUMBIA HOUSING							
018-2500-415-39-00	OTHER CONTRACTUAL SVCS	54,422	55,845	48,000	48,000	48,000	48,000
TOTAL MATERIALS & SERVICES		54,422	55,845	48,000	48,000	48,000	48,000
TOTAL CDBG/ MID COLUMBIA HOUSING		54,422	55,845	48,000	48,000	48,000	48,000
*** UGB/NSA BOUNDARY AMENDMENT							
018-2627-415-39-00	OTHER CONTRACTUAL SERV	-	-	160,000	160,000	160,000	160,000
TOTAL MATERIALS & SERVICES		-	-	160,000	160,000	160,000	160,000
TOTAL UGB/NSA BOUNDARY AMENDMENT		-	-	160,000	160,000	160,000	160,000
*** SHPO/CERT LOC GOVT							
018-2700-415.69-90	OTHER	1,205	(232)	1,000	1,000	5,350	5,350
TOTAL MATERIALS AND SERVICES		1,205	(232)	1,000	1,000	5,350	5,350
TOTAL SHPO/CERT LOC GOVT		1,205	(232)	1,000	1,000	5,350	5,350
*** TUNNEL PROJECT							
018-2900-415.75-10	CAPITAL PROJECTS	21,145	744,795	8,842,891	4,887,106	4,887,106	4,887,106
TOTAL CAPITAL OUTLAY		21,145	744,795	8,842,891	4,887,106	4,887,106	4,887,106
TOTAL TUNNEL PROJECT		21,145	744,795	8,842,891	4,887,106	4,887,106	4,887,106
*** MARINE TERMINAL PROJECT							
018-3000-415.75-10	CAPITAL PROJECTS	-	-	3,746,304	5,286,766	5,286,766	5,286,766
TOTAL CAPITAL OUTLAY		-	-	3,746,304	5,286,766	5,286,766	5,286,766
TOTAL MARINE TERMINAL PROJECT		-	-	3,746,304	5,286,766	5,286,766	5,286,766
*** EAST GATEWAY PROJECT							
018-3100-415.31-10	CONTRACTUAL SERVICES	138,490	-	-	-	-	-
018-3100-415.31-11	REPAY INTERFUND LOAN	-	-	300,000	-	-	-
TOTAL MATERIALS & SERVICES		138,490	-	300,000	-	-	-
018-3100-415.75-10	CAPITAL PROJECTS	-	1,123,788	3,910,010	-	-	-
TOTAL CAPITAL OUTLAY		-	1,123,788	3,910,010	-	-	-
TOTAL EAST GATEWAY PROJECT		138,490	1,123,788	4,210,010	-	-	-
*** THOMPSON PARK SKATEPARK PROJECT							
018-3200-415.75-10	CAPITAL PROJECTS	-	-	-	100,000	100,000	100,000
TOTAL CAPITAL OUTLAY		-	-	-	100,000	100,000	100,000
TOTAL THOMPSON SKATEPARK PROJECT		-	-	-	100,000	100,000	100,000

SPECIAL GRANTS FUND (continued)

Account Number	Account Description	FY 2007-2008 Actual	FY 2008-2009 Actual	FY 2009-2010 Budget	FY 2010-2011 Proposed Budget	FY 2010-2011 Approved Budget	FY 2010-2011 Adopted Budget
*** THE DALLES DAM TOURS PROJECT							
018-3300-415.74.20	VEHICLES	-	-	-	-	50,000	50,000
018-3300-415.75-10	CAPITAL OUTLAY	-	-	-	-	320,000	320,000
TOTAL CAPITAL OUTLAY		-	-	-	-	370,000	370,000
TOTAL THE DALLES DAM TOURS PROJECT		-	-	-	-	370,000	370,000
*** FLOUR MILL PROJECT							
018-3800-415-75-10	CAPITAL PROJECTS	-	-	600,000	200,000	200,000	200,000
TOTAL CAPITAL OUTLAY		-	-	600,000	200,000	200,000	200,000
TOTAL FLOUR MILL PROJECT		-	-	600,000	200,000	200,000	200,000
*** 3RD ST. STREET SCAPE							
018-3900-415-75-10	CAPITAL PROJECTS	-	-	2,750,000	2,750,000	2,750,000	2,750,000
TOTAL CAPITAL OUTLAY		-	-	2,750,000	2,750,000	2,750,000	2,750,000
TOTAL 3RD ST. STREET SCAPE		-	-	2,750,000	2,750,000	2,750,000	2,750,000
TOTAL SPECIAL GRANTS FUND OPERATIONS		215,263	1,924,195	20,358,205	13,432,872	13,807,222	13,807,222
018-9500-415.81-01	TO GENERAL FUND	6,080	3,500	3,500	3,500	3,500	3,500
TOTAL OPERATING TRANSFERS OUT		6,080	3,500	3,500	3,500	3,500	3,500
TOTAL SPECIAL GRANTS FUND EXPENSES		221,343	1,927,695	20,361,705	13,436,372	13,810,722	13,810,722
SPECIAL GRANTS FUND - REVENUES LESS EXPENSES		482,956	145,100	-	-	-	-

**City of The Dalles, Oregon
Fiscal Year 2010-11 Budget**

Fund: State Office Building (021)
Department: State Office Building (22)
Program: Other (419)

Mission

To operate and maintain the State Office Building facility efficiently and effectively, and within the parameter specified in the long-term lease agreement with the State of Oregon.

Description

The State Office Building Fund is used to account for resources and expenditures relating to the operation and maintenance of the facility located at 700 Union Street. Resources to the fund consist primarily of lease payments from the State of Oregon, supplemented by interest earnings. Expenditures relate to operational expenses such as utilities and insurance, and maintenance of the facility and grounds. All operating expenses are reimbursed through the lease payments from the State. A report is provided to the State at the end of each lease year outlining all operating and maintenance costs for that year.

2010-11 Goals, Projects and Highlights

- Install emergency lighting
- Upgrade computer controls
- Upgrade employee restrooms
- Partial carpet replacement (phase II)

2009-10 Accomplishments/Comments

- Parking lot lighting upgrades
- Replacement of defective windows
- Continue replacement of trees and sidewalks
- Upgrade interior ADA doors
- Partial carpet replacement project

**City of The Dalles, Oregon
Fiscal Year 2010-11 Budget**

STATE OFFICE BUILDING FUND

Account Number	Account Description	FY 2007-2008 Actual	FY 2008-2009 Actual	FY 2009-2010 Budget	FY 2010-2011 Proposed Budget	FY 2010-2011 Approved Budget	FY 2010-2011 Adopted Budget
REVENUES							
021-0000-300.00-00	BEGINNING BALANCE	81,364	69,969	18,470	881	881	881
021-0000-361.01-00	INTEREST	1,922	1,838	1,500	250	250	250
021-0000-363.80-01	OPERATIONS	83,644	67,328	83,400	83,400	83,400	83,400
021-0000-363.80-02	MAINTENANCE	40,804	40,304	96,000	105,417	105,417	105,417
021-0000-369-01-00	OPERATIONS	-	(825)	-	-	-	-
021-0000-369-01-02	MAINTENANCE	200	-	-	-	-	-
021-0000-391.37-00	FROM CAPITAL PROJECTS FUND	-	-	-	5,000	5,000	5,000
TOTAL STATE OFFICE BUILDING FUND REVENUES		207,934	178,615	199,370	194,948	194,948	194,948
EXPENDITURES							
021-2200-419.11-00	REGULAR SALARIES	15,766	16,645	17,714	18,489	18,489	18,489
021-2200-419.12-00	PARTTIME/TEMP SALARIES	3,958	9,238	8,688	12,837	12,837	12,837
021-2200-419.13-00	OVERTIME SALARIES	-	-	500	500	500	500
021-2200-419.21-10	MEDICAL INSURANCE	1,928	5,263	8,536	9,791	9,791	9,791
021-2200-419.21-20	L-T DISABILITY INSURANCE	66	115	132	157	157	157
021-2200-419.21-30	LIFE INSURANCE	13	29	32	32	32	32
021-2200-419.21-40	WORKERS COMP INSURANCE	886	929	950	1,347	1,347	1,347
021-2200-419.22-00	FICA	1,400	1,914	2,059	2,435	2,435	2,435
021-2200-419.23-00	RETIREMENT	2,098	2,238	3,564	4,229	4,229	4,229
021-2200-419.29-00	OTHER EMPLOYEE BENEFITS	-	-	-	-	-	-
TOTAL PERSONNEL SERVICE		26,115	36,371	42,175	49,817	49,817	49,817
021-2200-419.41-10	WATER & SEWER	6,249	7,585	10,500	10,500	10,500	10,500
021-2200-419.41-20	GARBAGE SERVICES	2,907	3,189	4,300	4,000	4,000	4,000
021-2200-419.41-30	NATURAL GAS	2,378	3,143	3,000	3,000	3,000	3,000
021-2200-419.41-40	ELECTRICITY	13,872	15,929	17,500	18,000	18,000	18,000
021-2200-419.42-00	JANITORIAL SERVICES	42,900	42,900	44,187	44,187	44,187	44,187
021-2200-419.43-10	BUILDINGS AND GROUNDS	12,704	7,399	48,000	40,500	40,500	40,500
021-2200-419.43-45	JOINT USE OF LABOR/EQUIP	198	295	500	500	500	500
021-2200-419-43-70	GENERAL EQUIPMENT	-	-	300	300	300	300
021-2200-419.43-72	ELECTRICAL SYSTEMS	1,582	1,321	1,000	5,000	5,000	5,000
021-2200-419.43-73	PLUMBING	3,767	577	1,500	4,500	4,500	4,500
021-2200-419.43-75	ELEVATORS	5,521	2,511	2,700	2,800	2,800	2,800
021-2200-419.43-77	HVAC SYSTEMS	12,264	1,961	2,000	2,000	2,000	2,000
021-2200-419.52-10	LIABILITY INSURANCE	-	305	-	-	-	-
021-2200-419.52-30	PROPERTY INSURANCE	4,418	4,154	5,000	4,200	4,200	4,200
021-2200-419.53-30	TELEPHONE	320	319	500	500	500	500
021-2200-419.60-20	JANITORIAL SUPPLIES	2,769	3,199	3,000	3,300	3,300	3,300
TOTAL MATERIALS AND SERVICES		111,850	94,786	143,987	143,287	143,287	143,287
021-9500-419.88-00	CONTINGENCY	-	-	13,208	1,844	1,844	1,844
TOTAL CONTINGENCY		-	-	13,208	1,844	1,844	1,844
TOTAL STATE OFFICE BUILDING EXPENSES		137,965	131,157	199,370	194,948	194,948	194,948
STATE OFFICE BUILDING FUND - REVENUES LESS EXPENSES		69,969	47,458	-	-	-	-

**City of The Dalles, Oregon
Fiscal Year 2010-11 Budget**

DEBT SERVICE FUNDS GROUP

Description

The City maintains a group of debt service funds to account for the long-term obligations of the City. These funds accumulate monies from a variety of sources for the sole purpose of paying principal and interest on obligations incurred at some point in the past. The City is proposing operating five debt service funds for the upcoming year.

2010-11 Goals, Projects and Highlights

- Fully fund the debt obligations for the fiscal year as follows:
 - FFCO 2009 Debt Svc Fund (044) – debt incurred for Phase I of the West 1st Street, Terminal Way and Bargeway Road Reconstruction LID and to provide a loan to the Columbia Gateway Urban Renewal Agency to pay off the current Urban Renewal bond, fund a reserve for the loan, and provide funds for additional projects, including:
 - ✓ Improvements to the East Gateway and Brewery Grade intersection
 - ✓ Flour Mill Project
 - ✓ Marine Terminal and Festival Area
 - ✓ Streetscape improvements on 1st, 3rd, and Washington Streets
 - FFCO 2008 Debt Svc Fund (043) – debt incurred in 2008 for Public Works Facility relocation and City Hall remodel debt.
 - Water Bond Debt Fund (041) - debt incurred in 2007 by the sale of revenue bonds to:
 - ✓ Build a Clearwell
 - ✓ Build a new 760 reservoir and pump station
 - ✓ Build a new pump station on Morton Street
 - ✓ Enhance the Lone Pine well
 - ✓ Replace the control valves, upgrade the filters, and replace disinfection systems at WICKS
 - ✓ Complete environmental permitting for watershed projects
 - ✓ Build a new pipeline (Eastside Intertie Phases I and II)
 - Wastewater Plant Debt Service Fund (058) – debt incurred in 2003 by the sale of revenue bonds for the reconstruction of the wastewater plant. This bond covered Phase I of the reconstruction.
 - Airport Debt Service Fund (062) – debt incurred in 2003 by the sale of revenue bonds for the construction of a new 22-unit hangar on the Airport property.

2009-10 Accomplishments/Comments

- Made payment of principal and interest on a timely basis for the Wastewater Facilities Bond, The FFCO 2008 Bond, the 2009 FFCO Bond, and the Airport Revenue Bond.
- Made interest only payments on a timely basis for the Water Revenue Bond.

**City of The Dalles, Oregon
Fiscal Year 2010-11 Budget**

DEBT SERVICE FUND SUMMARY

<u>Revenue/Cost Centers</u>	<u>FY07/08</u> <u>Actual</u>	<u>FY08/09</u> <u>Actual</u>	<u>FY09/10</u> <u>Budget</u>	<u>FY10/11</u> <u>Proposed</u> <u>Budget</u>	<u>FY10/11</u> <u>Approved</u> <u>Budget</u>	<u>FY10/11</u> <u>Adopted</u> <u>Budget</u>
BEGINNING BALANCE	378,804	393,491	390,951	284,438	284,438	284,438
REVENUES	224,400	196,755	1,067,018	986,209	986,209	986,209
OTHER SOURCES	973,900	1,183,744	1,375,185	1,438,571	1,438,571	1,438,571
TOTAL RESOURCES	1,577,104	1,773,990	2,833,154	2,709,218	2,709,218	2,709,218
AIRPORT DEBT SERVICE FUND	55,871	55,862	125,612	125,319	125,319	125,319
WATER REVENUE BOND	427,896	335,605	537,405	565,605	565,605	565,605
FFCO 2008 DEBT SERVICE FUND	-	301,715	314,930	301,931	301,931	301,931
FFCO 2009 DEBT SERVICE FUND	-	-	1,082,167	944,614	944,614	944,614
WASTEWATER REVENUE BOND	555,565	552,440	552,540	551,830	551,830	551,830
POLICE FACILITY REVENUE BOND	144,281	138,105	-	-	-	-
TOTAL EXPENDITURES	1,183,613	1,383,727	2,612,654	2,489,299	2,489,299	2,489,299
CHARGES FOR SERVICES	-	-	-	-	-	-
TRANSFER OUT	-	-	-	-	-	-
CONTINGENCY	-	-	220,500	219,919	219,919	219,919
UNAPPROPRIATED ENDING BAL	-	-	-	-	-	-
TOTAL OTHER USES	-	-	220,500	219,919	219,919	219,919
TOTAL EXPENDS & OTHER USES	1,183,613	1,383,727	2,833,154	2,709,218	2,709,218	2,709,218
FUND TOTAL	393,491	390,263	-	-	-	-

**City of The Dalles, Oregon
Fiscal Year 2010-11 Budget**

AIRPORT DEBT SERVICE FUND

Issue Date: 04/01/03; Principal Payment Due: 12/01; Interest Payments Due: 12/01 & 06/01

Account Number	Account Description	FY 2007-2008 Actual	FY 2008-2009 Actual	FY 2009-2010 Budget	FY 2010-2011 Proposed Budget	FY 2010-2011 Approved Budget	FY 2010-2011 Adopted Budget
REVENUES							
062-0000-300.00-00	BEGINNING BALANCE	34,259	48,933	61,051	64,919	64,919	64,919
062-0000-361.00-00	INTEREST REVENUES	1,178	574	500	400	400	400
062-0000-363.50-00	PROPERTY RENTALS	69,367	66,885	64,061	60,000	60,000	60,000
062-0000-391.01-00	GENERAL FUND	-	-	-	-	-	-
062-0000-391.62-00	AIRPORT FUND	-	-	-	-	-	-
TOTAL AIRPORT DEBT SERV FUND REVENUES		104,804	116,392	125,612	125,319	125,319	125,319
EXPENDITURES							
062-6100-470.79-15	BOND PRINCIPAL	38,000	40,000	42,000	44,000	44,000	44,000
062-6100-470.79-25	BOND INTEREST	17,871	15,862	13,751	11,536	11,536	11,536
062-6100-470.79-80	RSRV FOR FUTURE DEBT	-	-	69,861	69,783	69,783	69,783
TOTAL DEBT SERVICE		55,871	55,862	125,612	125,319	125,319	125,319
062-9500-470-81-61	AIRPORT	-	-	-	-	-	-
OTHER TRANSFERS OUT		-	-	-	-	-	-
TOTAL AIRPORT DEBT SERVICE FUND EXPENSES		55,871	55,862	125,612	125,319	125,319	125,319
AIRPORT DEBT SERVICE FUND - REVENUE LESS EXPENSES		48,933	60,530	-	-	-	-

WATER REVENUE BOND FUND

Issue Date: 02/22/07; Principal Payment Due: 12/01; Interest Payments Due: 12/01 & 06/01

Account Number	Account Description	FY 2007-2008 Actual	FY 2008-2009 Actual	FY 2009-2010 Budget	FY 2010-2011 Proposed Budget	FY 2010-2011 Approved Budget	FY 2010-2011 Adopted Budget
REVENUES							
041-0000-300.00-00	BEGINNING BALANCE	-	-	100,400	-	-	-
041-0000-361.00-00	INTEREST REVENUES	-	-	1,000	-	-	-
041-0000-391-57-00	WATER DEPT CAP RESERVE FUND	427,896	436,005	436,005	565,605	565,605	565,605
TOTAL WATER REVENUE BOND REVENUES		427,896	436,005	537,405	565,605	565,605	565,605
EXPENDITURES							
041-4100-470.79-15	BOND PRINCIPAL	-	-	-	230,000	230,000	230,000
041-4100-470.79-25	BOND INTEREST	427,896	335,605	335,605	335,605	335,605	335,605
041-4100-470.79-80	RSRV FOR FUTURE DEBT	-	-	201,800	-	-	-
TOTAL DEBT SERVICE		427,896	335,605	537,405	565,605	565,605	565,605
041-9500-550.88-00	CONTINGENCY	-	-	-	-	-	-
TOTAL CONTINGENCY		-	-	-	-	-	-
TOTAL WATER REVENUE BOND EXPENSES		427,896	335,605	537,405	565,605	565,605	565,605
WATER REVENUE BOND - REVENUES LESS EXPENSES		-	100,400	-	-	-	-

**City of The Dalles, Oregon
Fiscal Year 2010-11 Budget**

FFCO 2008 BOND FUND

Issue Date: 02/20/08; Principal Payment Due: 05/27; Interest Payments Due: 12/01 & 06/01

Account Number	Account Description	FY 2007-2008	FY 2008-2009	FY 2009-2010	FY 2010-2011	FY 2010-2011	FY 2010-2011
		Actual	Actual	Budget	Proposed Budget	Approved Budget	Adopted Budget
REVENUES							
043-0000-300.00-00	BEGINNING BALANCE	-	-	11,000	-	-	-
043-0000-361.00-00	INTEREST REVENUES	-	-	-	-	-	-
043-0000-363.80-00	STATE OFFICE BLDG INCOME	-	116,434	124,490	123,671	123,671	123,671
043-0000-391.05-00	FROM STREET FUND	-	53,512	59,813	59,420	59,420	59,420
043-0000-391.37-00	FROM CAPITAL PROJECTS FUND	-	34,763	-	-	-	-
043-0000-391.51-00	FROM WATER UTILITY FUND	-	53,512	59,813	59,420	59,420	59,420
043-0000-391.55-00	FROM WASTEWATER UTILITY FUND	-	53,512	59,814	59,420	59,420	59,420
TOTAL FFCO 2008 DEBT SVC FUND REVENUES		-	311,733	314,930	301,931	301,931	301,931
EXPENDITURES							
043-4300-470.79-50	PRINCIPAL PMTS	-	130,000	175,000	180,000	180,000	180,000
043-4300-470.79-60	INTEREST PMTS	-	171,715	128,930	121,931	121,931	121,931
043-4300-470.79-80	RSRV FOR FUTURE DEBT	-	-	11,000	-	-	-
TOTAL DEBT SERVICE		-	301,715	314,930	301,931	301,931	301,931
043-9500-550.88-10	RATE STABILIZATION ACCT	-	-	-	-	-	-
TOTAL CONTINGENCY		-	-	-	-	-	-
TOTAL FFCO 2008 DEBT SVC FUND EXPENSES		-	301,715	314,930	301,931	301,931	301,931
FFCO 2008 DEBT SVC FUND - REVENUES LESS EXPENSES		-	10,017	-	-	-	-

2009 FFCO BOND FUND

Issue Date: 10/15/09; Principal Payment Due: 06/01; Interest Payments Due: 12/01 & 06/01

Account Number	Account Description	FY 2007-2008	FY 2008-2009	FY 2009-2010	FY 2010-2011	FY 2010-2011	FY 2010-2011
		Actual	Actual	Budget	Proposed Budget	Approved Budget	Adopted Budget
REVENUES							
044-0000-300.00-00	BEGINNING BALANCE	-	-	-	-	-	-
044-0000-332.20-00	WASCO COUNTY	-	-	26,280	-	-	-
044-0000-332.40-00	MID-COLUMBIA FIRE & RESCUE	-	-	8,760	-	-	-
044-0000-332.50-00	URBAN RENEWAL	-	-	801,967	801,738	801,738	801,738
044-0000-361.00-00	INTEREST REVENUES	-	-	-	-	-	-
044-0000-363.80-00	STATE OFFICE BLDG INCOME	-	-	37,960	-	-	-
044-0000-391.36-00	FROM SPECIAL ASSESSMENT FUND	-	-	149,527	103,156	103,156	103,156
044-0000-391.53-00	FROM WA CAPITAL RESERVE FUND	-	-	47,486	32,718	32,718	32,718
044-0000-391.56-00	FROM SW SPECIAL RESERVE FUND	-	-	10,187	7,002	7,002	7,002
TOTAL FFCO 2009 DEBT SVC FUND REVENUES		-	-	1,082,167	944,614	944,614	944,614
EXPENDITURES							
044-4300-470.79-50	PRINCIPAL PMTS	-	-	723,200	435,000	435,000	435,000
044-4300-470.79-60	INTEREST PMTS	-	-	358,967	509,614	509,614	509,614
TOTAL DEBT SERVICE		-	-	1,082,167	944,614	944,614	944,614
TOTAL 2009 FFCO DEBT SVC FUND EXPENSES		-	-	1,082,167	944,614	944,614	944,614
2009 FFCO DEBT SVC FUND - REVENUES LESS EXPENSES		-	-	-	-	-	-

**City of The Dalles, Oregon
Fiscal Year 2010-11 Budget**

WASTEWATER UTILITY REVENUE BOND FUND

Issue Date: 05/01/03; Principal Payment Due: 04/01; Interest Payments Due: 10/01 & 04/01

Account Number	Account Description	FY 2007-2008 Actual	FY 2008-2009 Actual	FY 2009-2010 Budget	FY 2010-2011 Proposed Budget	FY 2010-2011 Approved Budget	FY 2010-2011 Adopted Budget
REVENUES							
058-0000-300-00-00	BEGINNING BALANCE	220,827	217,579	218,500	219,519	219,519	219,519
058-0000-361.00-00	INTEREST REVENUES	6,313	1,737	2,000	400	400	400
058-0000-391.57-00	WASTEWATER CONST	546,004	552,440	552,540	551,830	551,830	551,830
TOTAL WASTEWATER PLANT DEBT SVC FUND REVENUES		773,144	771,756	773,040	771,749	771,749	771,749
EXPENDITURES							
058-5800-470.79-15	BOND PRINCIPAL	325,000	330,000	340,000	350,000	350,000	350,000
058-5800-470.79-25	BOND INTEREST	230,565	222,440	212,540	201,830	201,830	201,830
TOTAL DEBT SERVICE		555,565	552,440	552,540	551,830	551,830	551,830
058-9500-550.88-10	RATE STABILIZATION ACCT	-	-	220,500	219,919	219,919	219,919
TOTAL CONTINGENCY		-	-	220,500	219,919	219,919	219,919
TOTAL WASTEWATER PLANT DEBT SVC FUND EXPENSES		555,565	552,440	773,040	771,749	771,749	771,749
WASTEWATER PLANT DEBT SVC FUND - REVENUES LESS EXP!		217,579	219,316	-	-	-	-

POLICE FACILITY REVENUE BOND FUND

Issue Date: 02/01/99; Principal Payment Due: 12/01; Interest Payments Due: 12/01 & 06/01

Account Number	Account Description	FY 2007-2008 Actual	FY 2008-2009 Actual	FY 2009-2010 Budget	FY 2010-2011 Proposed Budget	FY 2010-2011 Approved Budget	FY 2010-2011 Adopted Budget
REVENUES							
045-0000-300.00-00	BEGINNING BALANCE	123,718	126,979	-	-	-	-
045-0000-361.00-00	INTEREST REVENUES	3,609	1,040	-	-	-	-
045-0000-363.80-00	STATE OFFICE BLDG INC	143,934	10,085	-	-	-	-
TOTAL POLICE FACILITY REV BOND		271,260	138,105	-	-	-	-
EXPENDITURES							
045-4500-470-79-15	BOND PRIN-97 BONDS	135,000	135,000	-	-	-	-
045-4500-470-79-25	BOND INT-97 BONDS	9,281	3,105	-	-	-	-
TOTAL DEBT SERVICE		144,281	138,105	-	-	-	-
TOTAL POLICE FACILITY REV BOND EXPENSES		144,281	138,105	-	-	-	-
POLICE FACILTY REV BOND - REVENUES LESS EXPENSES		126,979	-	-	-	-	-

City of The Dalles, Oregon

SUMMARY OF PROPERTY TAX LEVIES FOR FY10/11

General Fund		
2009-2010 Estimated Assessed Value		787,420,614
Permanent Rate	x \$	<u>0.0030155</u>
Estimated taxes	\$	2,374,467
Less Compression	\$	52,065
Less Appeal Reserves	\$	-
Less uncollectible in year levied	\$	<u>162,568</u>
General Fund taxes to Balance Budget	\$	2,159,834
<hr/>		
Total Levies	\$	2,374,467
Estimated Taxes Not to be Received	\$	<u>214,633</u>
Total Taxes to Balance Budget	\$	<u>2,159,834</u>

City of The Dalles, Oregon

**DETAIL OF ADMINISTRATIVE TRANSFERS TO THE GENERAL FUND
FROM PUBLIC WORKS FUNDS FOR FY10/11**

<u>Department</u>	<u>Total Expenditures</u>	<u>General Fund</u>		<u>Street Fund</u>		<u>Water Fund</u>		<u>W. Water Fund</u>		<u>% Total</u>
		<u>%</u>	<u>Amount</u>	<u>%</u>	<u>Amount</u>	<u>%</u>	<u>Amount</u>	<u>%</u>	<u>Amount</u>	
City Council	215,957	81.0%	174,925	4.8%	10,366	8.3%	17,924	5.9%	12,741	100.00%
City Clerk	137,284	60.0%	82,370	3.0%	4,119	22.0%	30,202	15.0%	20,593	100.00%
City Manager	293,554	60.0%	176,132	3.0%	8,807	22.0%	64,582	15.0%	44,033	100.00%
City Attorney	258,591	60.0%	155,155	3.0%	7,758	22.0%	56,890	15.0%	38,789	100.00%
Finance	332,239	40.0%	132,896	10.0%	33,224	30.8%	102,330	19.2%	63,790	100.00%
Utility Billing	159,369	0.0%		0.0%		50.0%	79,685	50.0%	79,685	100.00%
Technology	202,192	40.0%	80,877	10.0%	20,219	30.8%	62,275	19.2%	38,821	100.00%
Personnel	9,900	52.4%	5,188	13.0%	1,287	23.0%	2,277	11.6%	1,148	100.00%
Court	180,045	100.0%	101,963	0.0%	-	0.0%	-	0.0%	-	100.00%
Comm. Dev.	599,943	100.0%	599,943	0.0%	-	0.0%	-	0.0%	-	100.00%
Police	2,937,074	100.0%	2,937,074	0.0%	-	0.0%	-	0.0%	-	100.00%
City Hall/Trans Center	213,969	100.0%	213,969	0.0%	-	0.0%	-	0.0%	-	100.00%
Code Enforcement	66,943	100.0%	66,943	0.0%	-	0.0%	-	0.0%	-	100.00%
Totals	5,607,060 1,741		4,727,435		85,779		416,165		299,599	
Right of Way Planner - 1/2 of personal services			48,179		15,899		15,899		15,899	
Infrastructure Inspector/Codes - 3/4 of personal			51,703		17,062		17,579		17,062	
Watershed Patrol- 1/2 of personal services cost:			50,184		-		50,184		-	
Sub Total					32,961		83,662		32,961	
Total Interfund Transfer from the Public Works Funds					118,740		499,827		331,961	

City of The Dalles, Oregon

OTHER INTERFUND TRANSFERS FOR FY10/11

	General Fund	Library Fund	Street Fund	Special Grants Fund	Special Assessments Fund	Capital Projects Fund	Water Fund	Water Reserve Fund	Wastewater Fund	Sewer Reserve Fund	Sewer Plant Reconstruction	Total Transfers In
Transferred To:												
General Fund		37,000	118,740	3,500	9,230		499,228		331,961			999,659
Library Fund												-
Street Fund							115,250		139,730			254,980
Unemployment Fund												-
State Office Building Fund						5,000						5,000
Capital Projects Fund	43,231				793,983							837,214
PW Reserve Fund							30,000		140,000			170,000
Street/Bridge Replacement												-
Water Utility Cap. Reserve							398,175					398,175
Water Bond Debt Svc Fund								565,605				565,605
Sewer Utility Cap. Reserve									900,000			900,000
Sewer Plant Reconstruction									1,156,033			1,156,033
Sewer Bond Debt Svc Fund											551,830	551,830
FFCO 2008 Debt Service Fund			59,420				59,420		59,420			178,260
2009 FFCO Debt Service Fund					103,156			32,718		7,002		142,876
Airport Fund	65,000											65,000
Airport Debt Service Fund												-
Capital Projects Fund												-
Total Transfers Out:	108,231	37,000	178,160	3,500	906,369	5,000	1,102,073	598,323	2,727,144	7,002	551,830	6,224,632

**City of The Dalles, Oregon
Fiscal Year 2010-11 Budget**

Appendix D

SALARIES

GENERAL FUND SALARIES	Salary Range		2010-2011
	<u>Low</u>	<u>High</u>	<u>Salaries</u>
Adminstration			
City Manager	0	0	128,025
Executive Secretary	3,263	4,013	48,162
Intern (PT Temp)			15,500
			<u>191,687</u>
City Clerk			
City Clerk	5,894	7,449	86,986
			<u>86,986</u>
Legal and Judicial			
City Attorney	0	0	100,781
Legal Secretary	2,814	3,462	41,545
Municipal Court Clerk	2,890	3,451	43,810 (1)
Municipal Court Judge (PT)			22,200
Victim Witness Advocate/Asst Court Clerk (PT)	2,733	3,361	22,993
			<u>231,329</u>
Finance			
Director	5,894	7,249	79,218
Accountant (PT Temp)	4,013	4,936	16,000
Accountant in Training	3,462	4,258	45,066
Account Clerk III	3,035	3,623	41,907
Account Clerk I	2,476	3,075	36,905
Clerk	2,396	2,861	32,685
			<u>251,781</u>
Community Economic Development			
Director	5,894	7,449	86,986
Senior Planner	4,517	5,556	66,668
Associate Planner	4,013	4,936	59,233
Planner Tech	3,076	3,783	45,397
Inspector	3,673	4,517	50,227
Building Code Enforcement (PT)	2,733	3,361	15,508
Administrative Secretary (PT)	2,815	3,462	20,369
			<u>344,388</u>
Police			
Chief	5,894	7,249	86,986
Captain	5,084	6,253	75,034
Sergeant (4)	4,653	5,722	272,668
Patrol Officers (16)	3,869	4,619	849,928 (4)(5)
Administrative Secretary	2,815	3,462	41,545
Department Secretary	2,697	3,221	33,988
Evidence Clerk (PT)	13.40\hr	16.48/hr	5,962
Holiday Parking Patrol (PT)			2,153
Language Incentive			3,000
Maintenance Repair Tech	3,226	3,852	2,311 (2)(3)
Building & Grounds Worker (.75 FTE)	2,378	2,840	1,605
			<u>1,375,180</u>
City Hall			
Maintenance Repair Tech	3,226	3,852	18,489 (2)(3)
Building & Grounds Worker (.75 FTE)	2,378	2,840	12,837
			<u>31,326</u>
Codes Enforcement			
Code Enforcement Officer	2,733	3,661	34,540

SALARIES FOR FY10/11 (continued)

LIBRARY FUND	Salary Range		2010-2011
	<u>Low</u>	<u>High</u>	<u>Salaries</u>
Director	5,894	7,249	86,986
Senior Library Tech	2,986	3,673	39,747
Library Clerk II (3)	2,746	3,279	114,640
Library Clerk I (3)	2,396	2,861	96,180
Maintenance Repair Tech	3,226	3,852	6,933 (2)(3)
Bldg and Grounds Worker (PT)	2,378	2,840	4,814
Library Clerk I (3 part-time)	2,396	2,861	48,126
Library Page (2 PT)			13,260
Janitor	9.89/hr	12.16/hr	10,417
			<u>421,103</u>

SPECIAL REVENUE FUND

State Office Building			
Maintenance Repair Tech	3,226	3,852	18,489 (2)(3)
Seasonal Building & Grounds Worker	2,378	2,840	12,837
			<u>31,326</u>

- (1) Includes \$200 per month for judge pro-tem
(2) Includes incentive/certification pay
(3) Position divided 40% City Hall, 5% Police, 40% SOB, 15% Library
(4) Certification pay included
(5) Includes one new hire starting January 1, 2011

PUBLIC WORKS FUNDS

	Salary Range		2010-2011
	<u>Low</u>	<u>High</u>	<u>Salaries</u>
Director	5,894	7,249	86,986
Public Works Engineer	5,394	6,634	79,605
Engineer in Training	4,013	4,936	59,677
Project Engineer	4,653	5,722	68,667
Utilities Supervisor (2)	4,653	5,722	131,664
Transportation Supervisor	4,653	5,722	68,667
Regulatory Comp Supervisor	4,653	5,722	68,667
Administrative Assistant	2,845	3,462	41,545
Department Secretary	2,576	3,075	36,905
Acct Clerk II	2,890	3,451	37,991
Equipment Operator (9)	3,137	3,746	399,380
Water Quality Manager	4,936	6,071	70,727
Bio Lab Technician	3,475	4,149	50,790
Lead Certified Operator (5)			14,940 (2)
Certified Operator (18)	3,226	4,237	879,971 (1)
Maintenance Workers (2)	2,824	3,371	83,125
Part-Time			9,000
			<u>2,188,307</u>

- (1) Includes incentive/certification pay
(2) Includes 10% for lead worker